



**spielbau**<sup>®</sup>  
Creating Dreams

**Products**



**„A human being only plays when  
fully human in the truest sense of the word,  
and is only fully human when playing.“  
- Friedrich Schiller**

## About spielbau

For more than 30 years, we have been developing and manufacturing high-quality playground equipment in Brandenburg an der Havel – entirely at our company headquarters: from the initial design to delivery. Our international teams combine design, technology and craftsmanship with passion and expertise.

With great attention to detail, we create durable, safe playground equipment that is exported to over 20 countries worldwide. Each play structure is fully pre-assembled at the factory, technically tested and checked to the highest safety standards.

We strive to create unique play experiences through creative design, high play value and well-thought-out solutions that are tailored precisely to the needs of our customers.

In this process, we act in a resource-efficient and responsible manner—using sustainable materials, efficient manufacturing processes, and a clear focus on quality, durability and environmental compatibility.



**Management**



**Studio**



**Distribution**



**Workshop**



## Table of contents

<b>Subject</b>	<b>Page</b>	<b>Subject</b>	<b>Page</b>
About spielbau	... 4	Classic	... 126-145
The spielbau process	... 6-7	Tree Houses	... 146-153
Philosophy and passion	... 8-9	Maritime	... 154-165
Sustainability	... 10-11	Sand And Water	... 166-179
Materials	... 12-13	Lucy	... 180-187
Color system	... 14-15	Road And Park Equipment	... 188-197
Inclusion	... 16-21	Pavilions	... 198-209
Play value and product table	... 22-23	Stainless Steel Slides	... 210-219
Play worlds	... 24-33	Cooled Slide	... 216-217
Play Houses	... 34-49	Climbing	220-233
GrasArt	... 50-67	Themed Worlds	234-245
Mikado	... 68-89	Book #3 Fresh	246-247
Frame	... 90-107	Glossary	248-250
Kobito	... 108-125	Spielbau catalog	253

## Der spielbau-Prozess

From the initial sketch to the finished playground equipment, every step is carried out in one place: at our company headquarters in Brandenburg an der Havel. Here, we develop ideas with passion, rethink play areas and turn visions into concrete concepts. All our teams and trades work closely together – in constant communication, with short distances and a shared commitment to quality and safety.

Selected materials and precise craftsmanship give rise to durable play environments. Wood, HPL, ropes and stainless steel are carefully processed, tested and pre-assembled in the factory before they begin their journey. Modern technology and genuine craftsmanship come together, and each surface is given its own individual finish. The result is a well-thought-out process that combines transparency, responsibility and the highest manufacturing quality – all from a single source.



**Developing ideas in the Creative Atelier**



**Elaboration in our construction department**



**Cross-departmental exchange of information**



**We use PEFC-certified robinia wood ...**



**... and get it into shape**



**HPL panels are precisely shaped using CNC milling technology**



**Our ropes are made of durable Hercules rope**



**Spliced by hand or with aluminium connectors**



**Processing of high quality stainless steel**



**10**  
Our stainless steel slides  
are also handmade



**11**  
Initial assembly takes place at  
our company premises ...



**12**  
... with a detailed safety check  
according to DIN standards



**13**  
Stainless steel surfaces get  
glass bead blasted



**14**  
Powder coating and finishing  
as the final step



**15**  
Ready for transport



**From the initial idea to delivery, we provide everything from a single source.**

## Our philosophy – Where children's dreams begin

### **The team – our greatest strength**

Behind every playground structure stands a strong team of more than 120 people: designers, engineers, carpenters, metalworkers, and many others. They work hand in hand across departments – with passion, creativity, and precision. Together, we bring projects to life in countries all around the world.

### **Experience you can see**

For over 30 years, we have been creating playground worlds that are more than just equipment – they are places full of imagination, connection, and movement. Our experience flows into every project, and our service supports our customers before, during, and long after completion.

### **Craftsmanship, not mass production**

Every project begins with an idea – and becomes something truly unique. We design thematic concepts, combine play value with meaning, and develop creations tailored to the customer's vision and the specific site conditions. Our distinctive design language makes every playground feature a true eye-catcher with unmistakable character.

### **Safety you can trust**

For us, safety is never an afterthought – it is the foundation of everything we build. Several certified playground inspectors oversee each piece of equipment from the initial offer through to the final inspection at our factory. The result: spaces where children can play freely, and where parents and supervisors don't have to worry.

### **Passion in every detail**

We believe that great playgrounds are born from a love of detail. Our designers and engineers combine smart, practical ideas with innovative solutions that surprise and delight. Every screw, every joint, every material is chosen with care – because small details make the biggest difference.

### **Quality that lasts for generations**

Sustainable materials, robust construction, and true craftsmanship – that's our promise. In our own rope workshop, steel and wood production facilities, and surface finishing department, we create playground equipment that is low-maintenance, easy to assemble, and built to last. This ensures that play fun is not only guaranteed today, but also tomorrow – and for many years to come.

### **Everything under one roof**

From the first sketch to the final screw – everything is created in-house. Short communication paths, close coordination, and concentrated expertise ensure that visions become reliable realities.

### **Our mission - inspiring imagination**

We want to make children's dreams come true. Our playgrounds are designed to foster development, spark curiosity, and inspire creativity. Because play is how children discover the world – and we want to nurture that spirit of discovery everywhere. True to our motto: Creating Dreams.



**spielbau**<sup>o</sup>  
Creating Dreams

## Our passion – your inspiration

Behind every playground we build lies our passion. We don't just create structures – we create worlds where children can laugh, explore, and grow. Safe, inspiring, and made to last.

We combine creativity with craftsmanship, creating designs that are recognized around the world. Because we believe that play is more than just pastime – it is the beginning of imagination, courage, and community.



**Creating Dreams**



**Conception**



**Materials**



**Manufacture**

## UN goals at spielbau

Our sustainability strategy is aligned with the UN Sustainable Development Goals (SDGs) and reflects our production- and innovation-oriented corporate profile, which is geared toward resource conservation, efficiency, and regional cycles. The key areas of focus are “sustainable industry,” “social working environment,” and “climate-relevant production,” which guide our strategic and operational decisions.

We pursue a combined approach of consistency and efficiency. For us, consistency means continuously developing more environmentally friendly technologies and raw materials and promoting closed cycles throughout the entire product life cycle. Efficiency stands for the responsible use of resources and energy. We combine both approaches through the use of recyclable materials and modern manufacturing and production processes.

In addition, we promote equality and diversity through binding guidelines that firmly anchor inclusion and anti-discrimination within the company.

Learn more  
about our focus on  
sustainability in  
Book #1  
“Company“

### Our main focus areas of the UN Sustainable Development Goals (SDGs)



**7.2**  
Significantly increase the share of renewable energy globally



**8.3**  
Measures to create jobs and support businesses



**10.2**  
Social, economic, and political inclusion



**11.3**  
Inclusive and sustainable urban planning



**11.7**  
Universal access to safe and inclusive green spaces and public places



**12.2**  
Sustainable management and use of natural resources



**13.3**  
Creating awareness and capacity for climate protection



**17.17**  
Formation of effective multi-participant partnerships

### Other focus areas of the UN Sustainable Development Goals (SDGs)



5.5



7.3



8.1



8.8



10.3



12.2



12.4



12.5

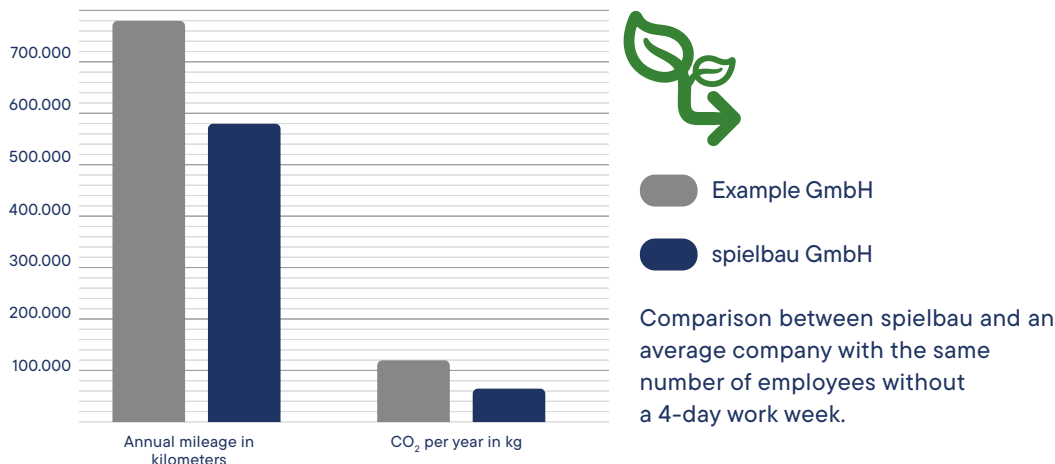


13.2

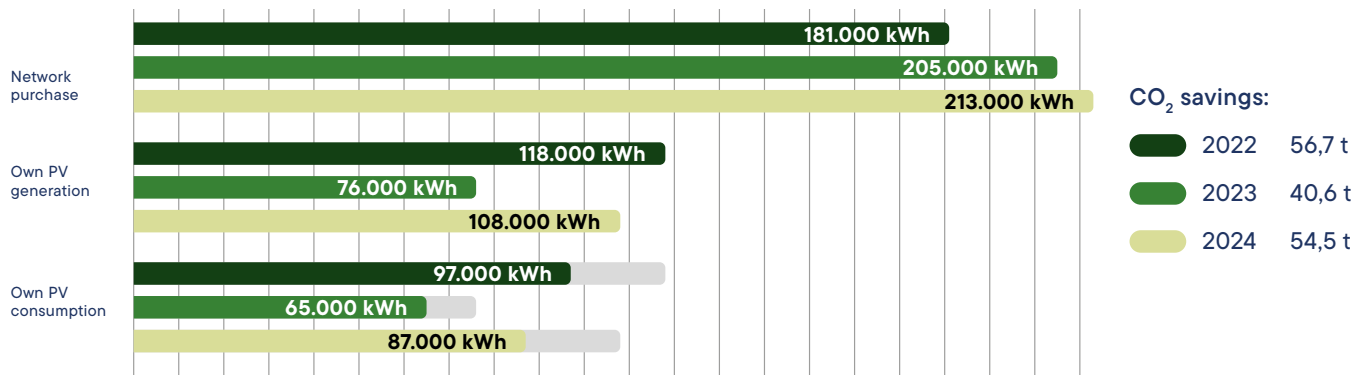


15.5

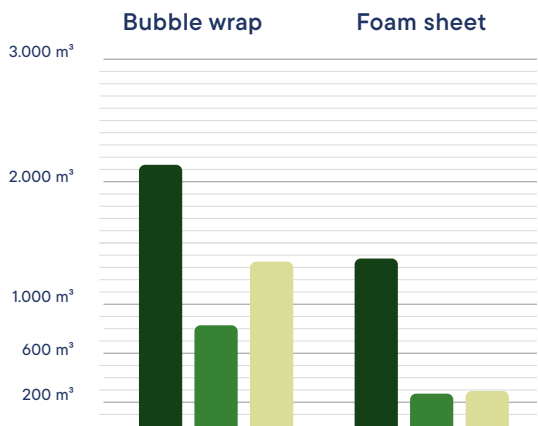
### Comparison of road emissions



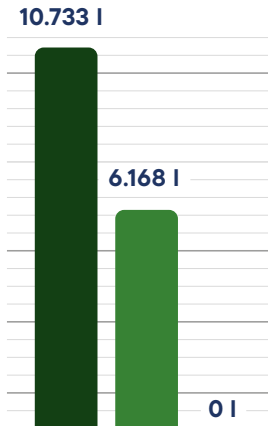
### Energy consumption & PV system



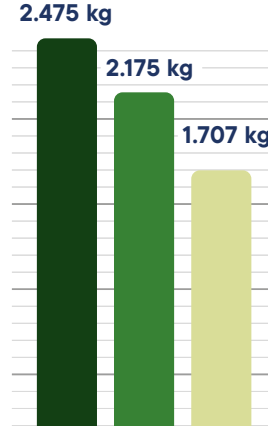
### Plastic consumption



### Heating oil consumption



### Avg. Ø CO<sub>2</sub> consumption per employee



Key:  2022  2023  2024  Energy fed in

## Premium materials for long-lasting play worlds

Selecting the right materials is essential for the quality, durability, and safety of playgrounds. In our playground equipment, we consistently rely on premium-grade materials. Stainless steel forms the backbone of many of our products: its exceptional stability, weather resistance, and low maintenance ensure that climbing towers, slides, and structures remain reliable even under heavy use. At the same time, stainless steel allows for elegant, refined forms and precise connections that blend harmoniously into the overall design.

Robinia wood naturally complements these metal constructions. Naturally resistant to fungi and insects, it impresses with its exceptional hardness. As a wood in durability class 1 (very durable, over 25 years), robinia is one of the most resistant woods and is considered the most durable European wood species. Thanks to its natural ingredients, it is particularly suitable for outdoor areas and direct contact with the ground. Therefore, balustrades, platforms, and balancing elements made from robinia wood can withstand years of intensive play without losing quality or safety. It also lends a warm, inviting appearance that enhances natural surroundings and appeals to both children and adults alike.

HPL panels complete the material portfolio. They offer versatile design possibilities, withstand UV radiation, moisture, and mechanical stress, and can be shaped into almost any form. Especially organic shapes – such as curved play surfaces or open book pages – are precisely realized with HPL. These are complemented by Hercules ropes, which create both functional connections and playful climbing or balancing paths.

The combination of these materials enables us to create sophisticated, durable, and safe play worlds that meet the highest aesthetic and functional standards. Every element is designed for maximum stability and play value, without compromise in design or experience. The careful selection of materials ensures that children of all ages enjoy diverse opportunities for movement, sensory engagement, and cooperation – all with minimal maintenance requirements.

### Sustainability and Certified Quality

Our materials and production processes meet the highest environmental and quality standards. The BSFH quality seal guarantees tested safety and superior craftsmanship. With PEFC certification, we verify the sustainable sourcing of our robinia wood. The “Seal of rating for sustainability” documents our conscious use of resources across the entire production chain. Additionally, our playgrounds have been honored with the Brandenburg Environmental Award, recognizing eco-friendly, innovative, and long-lasting playground concepts.

This combination of premium materials, thoughtful engineering, and certified sustainability places our playgrounds among the leaders in modern playground design – robust, enduring, and crafted to meet the highest expectations for aesthetics, safety, and environmental responsibility.



**Stainless steel**



- Durable
- Rustproof
- Weather-resistant
- Glass bead blasted
- 100% recyclable



**Robinia wood**



- PEFC certified
- Natural resistance
- Long durability



**Hig pressure laminate (HPL)**



- Impact, scratch, and abrasion resistant
- Flame retardant
- Easy to clean
- Made from kraft paper



**Hercules rope**



- Resilient and robust
- Four or six strands
- Spliced or with aluminum connectors



## Colorful and diverse

Colors shape the atmosphere of a playground and have a direct impact on both children and adults. They can convey joy, calm, or excitement – influencing not only aesthetics, but also the overall play experience and quality of stay. Colors create orientation, support thematic worlds, and give every place its unique identity.

To make the design process easier, we have developed four color concepts for our Classic Line equipment, serving as both inspiration and a foundation for your choices.

The result is a harmonious overall image where functionality and color blend seamlessly – turning playgrounds into special places of discovery and experience.




**Ocean**

Fresh, cool tones with a maritime feel. This concept brings lightness and openness to playground design, creating an inspiring, airy atmosphere.



**Sun**

Vibrant, luminous colors full of energy and joy. This concept adds striking accents and turns playgrounds into bright focal points that instantly lift the mood.



**Nature**

Soft, natural hues that blend harmoniously with greenery and landscape. Perfect for playgrounds that radiate calm and closeness to nature.



**Terra**

Warm, earthy colors with a timeless appeal. They lend playgrounds a grounded, welcoming, and authentic atmosphere.



## Extensive color range

Our color range offers countless possibilities to combine shades and materials – from bold contrasts to harmonious transitions. This allows playgrounds to be designed individually and architectural features to be highlighted with precision. Well-thought-out color combinations give every project its own unique character.

Our high-quality powder coatings are available in a wide variety of tones and can even be produced as gradients with up to four colors. All reference numbers correspond to RAL tones, ensuring easy coordination with planners and architects. This provides the perfect foundation for creative ideas and visually as well as functionally outstanding results.

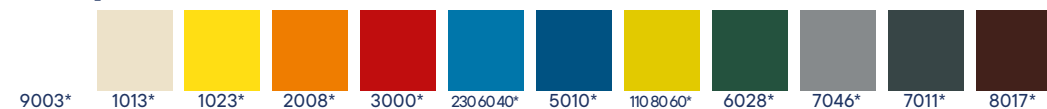
### Mikado paint finish




### Rope colors



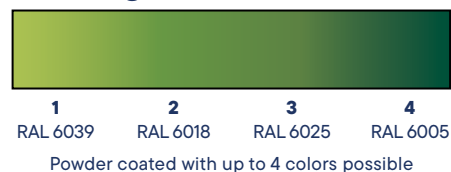
### HPL plates



### Powder coatings



### Color gradients



Powder coatings have a matte finish and are offered as standard in corrosivity category C3.

For equipment located near the sea, swimming pools, industrial sites, agricultural land, or salt depots, we recommend the more durable C5 class.

### EPDM / topping colors (only Linie M products)



### Topping colors (only Linie M Planetarium)



\* Actual colors may vary - specifications are similar to RAL numbers. Special colors are available upon request.



**Inclusion**

**Accessibility**

**Sensory  
experience**

**Connectivity**

**Social  
aspects**

**Movement  
experience**





## Planning for everyone

Inclusion is a fundamental human right and is firmly enshrined in the German Basic Law. With the UN Convention on the Rights of Persons with Disabilities, Germany has committed itself to enabling equal participation for all people – including on playgrounds.

This is where every child should be able to play, discover and have social experiences – regardless of their individual abilities. The new DIN/TS 18034-2 (since 2024) supports this requirement with an evaluation system that classifies playgrounds into three levels of inclusion based on accessibility, diversity and participation.

Inclusion goes far beyond the installation of individual special equipment. An inclusive playground is successful when it enables all children to play together – not when certain areas are only accessible to a few. The aim is to create a play area that is diverse, barrier-free and interconnected.

Our playground concepts are based on the six criteria of the standard: access, connectivity, accessibility, sensory and movement experiences, and social aspects. With the two-way and two-sense principle, clear guidance systems and a well-thought-out design, we promote inclusion right from the start. Our self-explanatory icons make it easy to see which aspects a product covers, making planning more efficient and transparent.

A comprehensive range of sensory stimuli, opportunities for movement and social interaction not only ensures fun and games, but also genuine participation. The more criteria are met, the higher the playground's level of inclusion – from a solid start (level 1) to comprehensive inclusion (level 3). This turns a playground into a shared experience space – for all children.

## A successful concept

Our model playground shows how inclusion works in practice: barrier-free access, a wide range of movement options, sensory offerings and communicative spaces create an experience for all children.

DIN/TS 18034-2:2024 provides clear guidance for this by evaluating playgrounds according to accessibility and play options, thus enabling targeted planning. On this model, the playground equipment is arranged in such a way that children can play independently or together, regardless of any limitations.

It is particularly important to combine classic playground equipment with inclusive elements such as sand and water play, tactile surfaces, barrier-free swings and seesaws, and communicative offerings. This creates a space where inclusion is not only formally fulfilled, but can also be experienced.

The model playground illustrates that true inclusion is achieved by linking different activities that involve all children equally and encourage them to play together.



## Interplay of criteria



### A - Barrier-free access

- Access to the playground with the help of the two-way and two-senses principle
- Basic requirement when planning an inclusive playground



### B - Connectivity

- Access to the play stations in the play area
- Integration into the guidance system and accessibility with the help of the two-way and two-senses principle
- Basic requirement when planning an inclusive playground

## Inclusion

### C - Accessibility

- Barrier-free accessibility of the playground elements on site and to each other
- Differentiation between “independently usable” and “usable with assistance”
- Integration into the guidance system and accessibility with the help of the two-way and two-senses principle





## D - Sensory experiences

- Explicit differentiation between 7 sensory experiences
- Evaluation of play opportunities based on senses addressed
- Seasonal play opportunities must be taken into account



## E - Experience of movement

- Evaluation of the playground range in relation to 3 movement experiences
- Including perception of speed, height and coordination



## F - Social aspects

- Opportunities to come into contact with each other
- Options for communication, perception or opportunities for encounters are being examined

level

## Achieving levels

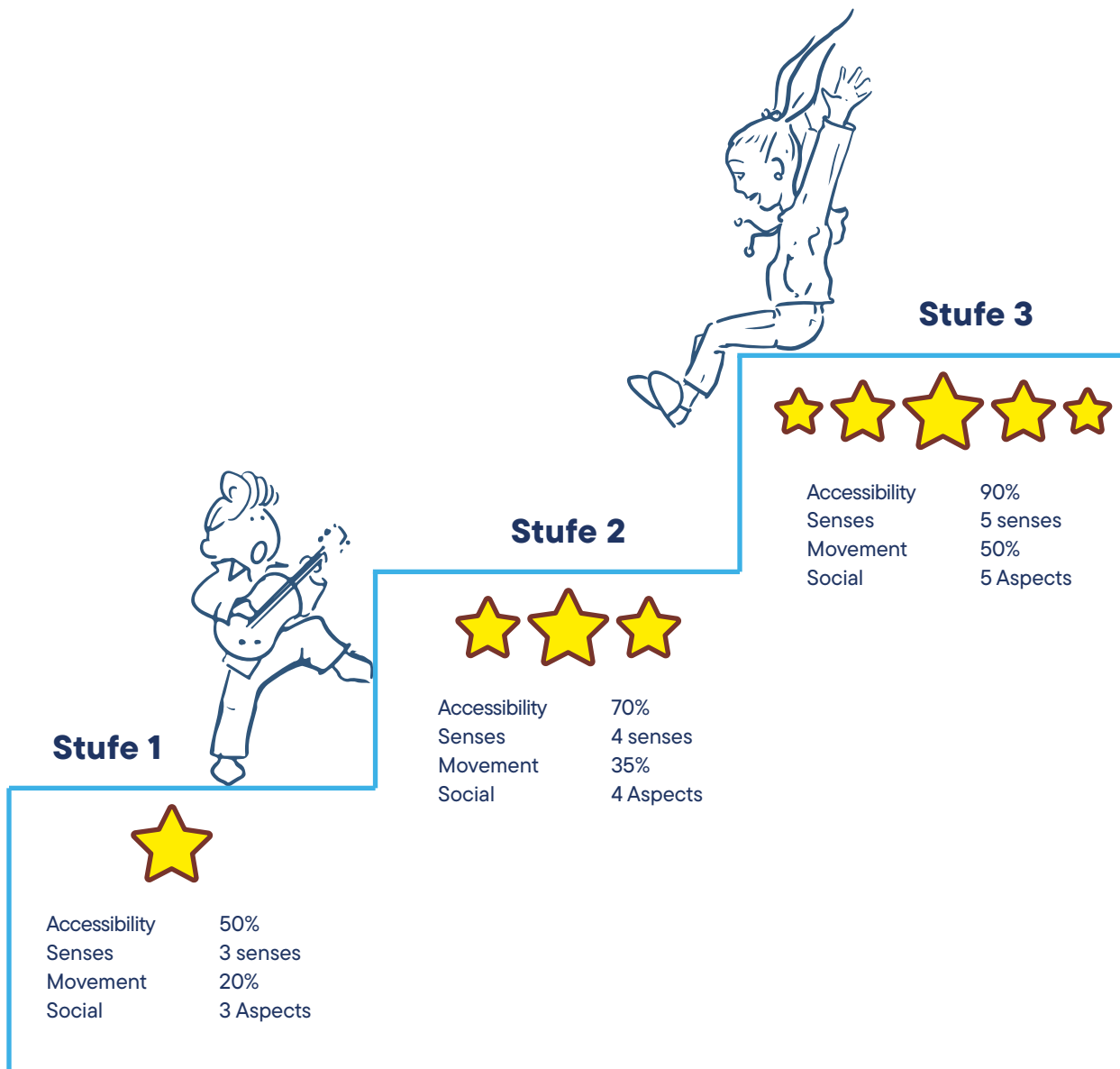
The more criteria met within each category, the higher the inclusion level that can be achieved.

The highest level attained across all categories determines the rating of the entire playground.

To reach any level, conditions in categories A (Barrier-Free Access) and B (Connectivity) must be fulfilled.

A rich combination of sensory and movement experiences, social interaction, and accessibility not only ensures long-lasting play value but also supports play for all.

The following icons indicate which aspects are evaluated within each criterion. The more that are achieved, the higher the inclusion level.



## Our indicators

These icons show which criteria can be met by each of our playground components.

When combined with other elements, they create diverse play experiences that contribute to achieving the desired inclusion levels.

### A - Barrier-free access

Basic requirement when planning



Two-way principle



Two-senses principle

### B - Connectivity of play stations

Basic requirement when planning



Two-way principle



Two-senses principle



Guidance system

### C - Accessibility from the path and within the play stations



Two-way principle



Two-senses principle



Guidance system

If accessibility is given:



Independently usable



Usable with help

### D - Sensory experiences



Hearing



Seeing



Touching



Feeling



Smelling



Tasting



Balance

### E - Experience of movement



Coordination



Speed



Height

### F - Social aspects



Communication



Self awareness



Group play



Single play



Meeting opportunities



## Useful data for planning

In addition to names and order numbers, our product catalogues provide you with all the information you need about our playground equipment to help you plan your project.

Our information tables contain details on age groups, space requirements, play values and inclusion-promoting aspects to help you choose the perfect play equipment.

1

2

3

4

5

6

7

8

9

Order No.	Product name	Focus	Length	Width	Height	Fall height	Area	Play value / Inclusion
0007893	Play houses M 1	0	0	0	0	0	0	

### 1 - Order number and product name

As part of our extensive digitisation and optimisation process, our most popular products have been given new, coordinated product names and individual order numbers. This information enables us to provide you with product information, documentation and quotations quickly and easily.

### 2 - Focus group

We stand for inclusion rather than exclusion, because our goal is to create playgrounds that offer something for everyone. For this reason, we do not strictly separate age groups and instead refer to focus groups – i.e. developmental stages of children for whom the respective playground equipment was designed. This information is intended as a recommendation and does not represent barriers based on numbers. Some of our products are not accessible to small children due to access filters and restrictions in accordance with DIN EN 1176 – but children develop differently and, in compliance with the standard, our playground equipment offers fun for every stage of development.

### 3 - Length

This specification refers to the length of the area required for the playground equipment, including the minimum fall zone to be complied in accordance with DIN EN 1176. This is a guideline value that may vary depending on adjustments to the DIN standard or technical changes. We recommend that you always request a current quote with product information during the planning phase.

### 4 - Width

This specification refers to the width of the area required for the playground equipment, including the minimum fall zone to be complied in accordance with DIN EN 1176. This is a guideline value that may vary depending on adjustments to the DIN standard or technical changes. We recommend that you always request a current quote with product information during the planning phase.

### 5 - Height

Refers to the maximum height of the playground equipment, not the platform height. The platform heights of the playground equipment can be found on our data sheets.

## 6 - Max. free fall height


Maximum free fall height for this playground equipment.

## 7 - Protective area

The area to be planned for the playground equipment in square metres. This is a guideline value that may vary depending on adjustments to the DIN standard or technical changes. We recommend that you always request a current quote with product information during the planning phase.

## 8 - Play value

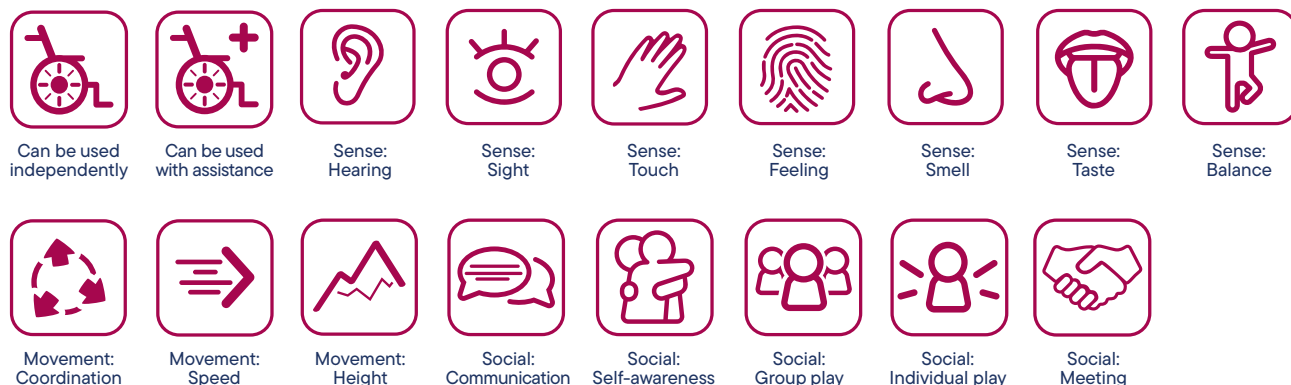
The most important goal of a piece of playground equipment is to combine fun and variety. With our information on the various play values, you will always find exactly the combination that children love:




## 9 - Inclusion

Play fun for everyone– an important and essential principle in the planning of play areas. Each of our products promotes certain aspects of inclusion, which, when combined, create a play experience that offers everyone a space for discovery and excitement. These pictograms help you to use exactly the aspects of inclusion to develop your project into a play area that makes diversity visible and tangible. A list of all aspects of inclusion and achievable levels can be found on pages 18 to 21.

As sections A to C do not relate to individual play equipment but to play stations or the entire play area, fulfilment of these criteria is considered a basic requirement when planning.







# Discover play worlds

**Our themed play worlds feature thoughtfully designed combinations that are perfectly tailored to the environment and user group. Discover inspiring concepts, impressive designs and harmonious complete solutions that transform play areas into real places of discovery – and get fresh ideas for your next project.**

# Narrow, urban spaces



1 Board  
Book #3

2 Planetarium  
Book #3

3 Sprout  
Book #3

4 Dribbler  
Book #3

5 Chips  
Book #3

6 Slackline  
Book #3

7 Marble Maze, Barrier-Free  
Book #3



**8** Marble Maze  
Book #3

**9** Cubic seat  
Page 194


**10** Balance Worm, Movable  
Book #3

**11** Slackline Platform  
Book #3

**12** Dancer Hula  
Book #3

**13** Gras, Medium  
Book #3

# On safari



1

Piranha A  
Page 242

2

Barrel  
Page 161

3

Kobito Memory  
Page 116

4

Play Raft  
Page 161

5

Climbing Combi Grass Spider  
Page 60

6

Spring Rider Meadow Ant  
Book #3



**7** Wooden Log Bench A  
Page 190

**8** Buggy A  
Page 238

**9** Puzzle Pillar  
Page 196

**10** Elephant A  
Page 242

**11** Gate Swing Clever  
Book #3

**12** Giraffes Road  
Book #3



# Fun in the schoolyard



**1** Sun Roof Hexagon  
Page 206

**2** TryAngle C  
Book #3

**3** Cubic Seat  
Page 194

**4** Rope Landscape Eagle Route  
Page 227



**5** Wooden Log Bench A  
Page 190

**6** Magic Target  
Page 195

**7** Pavilion H  
Page 203

**8** Triple Bars  
Page 224

**9** Turntable, Large  
Book #3



# Learn and discover



1

Kobito Bench  
Page 120

2

Play Wall Sindbad  
Page 135

3

Kobito Belly Swing  
Page 117

4

Phone Box Horchi Duo  
Page 195

5

Sand Wall Animals  
Book #3

6

Play Hut Thumbelina  
Page 132

7

Kobito Toddler's Swing  
Page 117

8

Puzzle Pillar  
Page 196



**9** Spring Rider Quatro  
Book #3

**10** Sand Play A  
Page 173

**11** Sand Factory 1  
Book #3

**12** Federwipper Momo  
Buch #3

**13** Kobito Chalk Board  
Page 116

**14** Kobito Chime  
Page 116

**15** Kobito Illusion Mirror  
Page 116

**16** Tanzduell  
Buch #3





# Play value to the max!

## Play Houses design line

**Our Play Houses are small hiding places, role-play rooms and worlds of discovery all in one. They combine playful design with functional architecture and can be combined in a variety of ways in terms of size, shape and material – for maximum imagination in a minimum of space.**



## Play Houses design line

Whether as a single hut or a small playhouse village, our Play Houses invite children to hide, communicate and engage in creative role play. Thanks to their compact design, they offer a wide range of play options even in limited spaces and are ideal as retreats or themed worlds of adventure. Combining different types of Play Houses allows for exciting layouts, from simple little houses to complex, winding play landscapes.

Our experienced designers specifically integrate movement, sensory and social play aspects. Typical design elements such as gables, windows, coloured acrylic glass and varied materials such as stainless steel, robinia wood and HPL create not only inviting but also particularly durable play areas with a high recognition value.



N° 0007893  
**Play Houses M 1**

Order No.	Product name	Focus	Length	Width	Height	Fall height	Area	Play value / Inclusion
0007893	Play Houses M 1	6+	960 cm	990 cm	390 cm	180 cm	62 m <sup>2</sup>	

Subject to technical changes.



Play Houses M1 in Brandenburg



Aspects promoting inclusion:



**1** Standing Seesaw  
Book #3

**2** Gate Swing Clever  
Book #3

**3** Play Houses L 3  
Page 41

**4** Play Houses XL 3  
No. 0007901



**5** Play Houses S 1  
Page 43

**6** Rainbow, Large  
Book #3

**7** Balance Beam  
Book #3

**8** Climbing Combi Rock Wall  
Page 224



N° 0007894  
Play Houses XS 1 Grass



N° 0007889  
Play Houses S 1 Grass



N° 0007885  
Play Houses L 1 Grass

Order No.	Product name	Focus	Length	Width	Height	Fall height	Area	Play value / Inclusion
0007894	Play Houses XS 1 Grass	-6	780 cm	745 cm	345 cm	100 cm	40 m <sup>2</sup>	
0007889	Play Houses S 1 Grass	3+	1240 cm	710 cm	400 cm	150 cm	60 m <sup>2</sup>	
0007885	Play Houses L 1 Grass	6+	1775 cm	865 cm	460 cm	250 cm	100 m <sup>2</sup>	



Various designs



N° 0007899  
Play Houses M 2



N° 0007900  
Play Houses XL 4



N° 0007895  
Play Houses S 2

Order No.	Product name	Focus	Length	Width	Height	Fall height	Area	Play value / Inclusion
0007899	Play Houses M 2	6+	930 cm	890 cm	380 cm	180 cm	59 m <sup>2</sup>	
0007900	Play Houses XL 4	6+	815 cm	640 cm	410 cm	300 cm	45 m <sup>2</sup>	
0007895	Play Houses S 2	3+	925 cm	600 cm	355 cm	150 cm	44 m <sup>2</sup>	

Subject to technical changes.




N° 0007887  
Play Houses L 1



N° 0007891  
Play Houses L 2

Also possible with roof  
made of robinia wood

Order No.	Product name	Focus	Length	Width	Height	Fall height	Area	Play value / Inclusion
0007887	Play Houses L 1	6+	1520 cm	840 cm	460 cm	300 cm	90 m <sup>2</sup>	
0007891	Play Houses L 2	6+	1825 cm	890 cm	460 cm	300 cm	116 m <sup>2</sup>	



N° 0007896  
Play Houses XS 1



N° 0007897  
Play Houses S 1



N° 0007898  
Play Houses L 3

Order No.	Product name	Focus	Length	Width	Height	Fall height	Area	Play value / Inclusion
0007896	Play Houses XS 1	3+	670 cm	605 cm	230 cm	100 cm	35 m <sup>2</sup>	
0007897	Play Houses S 1	6+	770 cm	545 cm	280 cm	150 cm	35 m <sup>2</sup>	
0007898	Play Houses L 3	6+	1250 cm	720 cm	460 cm	250 cm	65 m <sup>2</sup>	

Subject to technical changes.



You can find our complete color system on page 15



N° 0007883  
Play Houses XL 1



Color variation



With robinia roof

# Should it be bigger?



We are happy to advise you on the planning and design of your Play Houses.

Order No.	Product name	Focus	Length	Width	Height	Fall height	Area	Play value / Inclusion
0007883	Play Houses XL 1	6+	1405 cm	1165 cm	465 cm	300 cm	108 m <sup>2</sup>	

Subject to technical changes.



Play Houses in Cologne



Play Houses in Bonn



**Lots of play  
value in a  
small space**





Play Houses L2 with curved U-shaped slide in Cologne



# Colorful play fun



Play Houses L1 Grass with curved U-shaped slide in Finland





# Playing in the grass

## GrasArt design line

**Here, children can immerse themselves into nature  
in a playful way – organically designed elements  
blend harmoniously into the environment  
and create space for movement,  
sensory experiences and imagination.**



## GrasArt design line

Exercise in the fresh air is not only healthy, it also promotes children's development. With our GrasArt design line, 'playing in the grass' is taken literally. The colour scheme, curvature and slanted cut of the posts imitate the appearance of blades of grass and blend almost seamlessly into the natural environment.

In combination with many play values, transparent or hut-like constructions and playful applications, movement spaces are created that promote sensorimotor development and stimulate children's imagination at the same time. Discover the playful green world of our GrasArt products, where children can experience their surroundings from a different perspective.



N° 0008494  
**Climbing Combi Small Ant**

Order No.	Product name	Focus	Length	Width	Height	Fall height	Area	Play value / Inclusion
0008494	Climbing Combi Small Ant	3+	1500 cm	1160 cm	360 cm	120 cm	110 m <sup>2</sup>	



Climbing Combi Small Ant in Cologne



Aspects promoting inclusion:



**1** Kobito Illusion Mirror  
Page 116

**2** GrasArt Toddler's Swing  
Page 61

**3** Grass Cabin Ladybug  
Page 56

**4** Spring Rider Grasshopper  
Book #3

**5** Grass, large  
Book #3



**6** Climbing Combi Grass Spider  
Page 60

**7** Climbing Combi Scarab Beetle  
Page 57

**8** Liana Path, Small  
Seite 58

**9** GrasArt Hammock  
Page 61

**10** Kobito Memory  
Page 116

**11** Spinner Max  
Book #3



N° 0008284  
**Grass Cabin Ladybug**



N° 0008285  
**Grass Cabin Bumblebee**



N° 0008286  
**Casita Grasshopper**

Order No.	Product name	Focus	Length	Width	Height	Fall height	Area	Play value / Inclusion
0008284	Grass Cabin Ladybug	-3	570 cm	560 cm	330 cm	100 cm	24 m <sup>2</sup>	
0008285	Grass Cabin Bumblebee	3+	755 cm	860 cm	455 cm	150 cm	41 m <sup>2</sup>	
0008286	Casita Grasshopper	3+	1125 cm	1140 cm	495 cm	300 cm	87 m <sup>2</sup>	

Subject to technical changes.



Do you want a color gradient?  
Find more information on page 65.

N° 0008290  
**Climbing Combi Scarab Beetle**



N° 0008228  
**Play Combi Butterfly**

Order No.	Product name	Focus	Length	Width	Height	Fall height	Area	Play value / Inclusion
0008290	Climbing Combi Scarab Beetle	6+	1055 cm	560 cm	380 cm	205 cm	40 m <sup>2</sup>	
0008288	Play Combi Butterfly	6+	1620 cm	1450 cm	495 cm	280 cm	155 m <sup>2</sup>	

Subject to technical changes.



N° 0008289  
**Climbing Combi Dragonfly**




N° 0002408  
**Liana Path, Small**

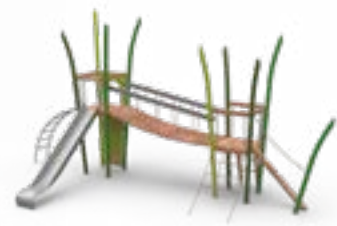


N° 0003125  
**Liana Path**

Order No.	Product name	Focus	Length	Width	Height	Fall height	Area	Play value / Inclusion
0008289	Climbing Combi Dragonfly	6+	1180 cm	1000 cm	470 cm	300 cm	75 m <sup>2</sup>	
0002408	Liana Path, Small	3+	500 cm	505 cm	280 cm	100 cm	17 m <sup>2</sup>	
0003125	Liana Path	3+	1465 cm	1010 cm	360 cm	100 cm	70 m <sup>2</sup>	



N° 0008294  
Climbing Combi Stag Beetle




N° 0008287  
Play Combi Bee



N° 0008291  
Climbing Net Scarab Beetle

Order No.	Product name	Focus	Length	Width	Height	Fall height	Area	Play value / Inclusion
0008294	Climbing Combi Stag Beetle	3+	1080 cm	710 cm	420 cm	180 cm	51 m <sup>2</sup>	
0008287	Play Combi Bee	-6	900 cm	510 cm	260 cm	100 cm	35 m <sup>2</sup>	
0008291	Climbing Net Scarab Beetle	6+	700 cm	650 cm	350 cm	130 cm	33 m <sup>2</sup>	


Subject to technical changes.



N° 0008293  
Climbing Combi Grass Spider



Standpfosten mit Farbverlauf




N° 0008292  
Climbing Combi Beetle Bridge

Order No.	Product name	Focus	Length	Width	Height	Fall height	Area	Play value / Inclusion
0008293	Climbing Combi Grass Spider	3+	880 cm	770 cm	450 cm	202 cm	51 m <sup>2</sup>	
0008292	Climbing Combi Beetle Bridge	6+	1180 cm	600 cm	295 cm	150 cm	50 m <sup>2</sup>	

Subject to technical changes.



N° 0008388  
**GrasArt Toddler's Swing**



N° 0008390  
**GrasArt Hammock**



N° 0008389  
**Leaf Nest Caterpillar**

Order No.	Product name	Focus	Length	Width	Height	Fall height	Area	Play value / Inclusion
0008388	GrasArt Toddler's Swing	-3	360 cm	180 cm	320 cm	85 cm	8 m <sup>2</sup>	
0008390	GrasArt Hammock	3+	700 cm	460 cm	290 cm	100 cm	30 m <sup>2</sup>	
0008389	Leaf Nest Caterpillar	3+	440 cm	440 cm	290 cm	60 cm	15 m <sup>2</sup>	

Subject to technical changes.





# Climbing in the grass



## As individual as your project

Our GrasArt products not only stand for imaginative design and natural integration, but also for maximum adaptability to your wishes and requirements. Every project is unique – that's why we offer you a wide range of customisation options: you determine the colour scheme yourself and can even create flowing colour gradients with up to four shades if required. This creates a harmonious interplay with your surroundings – whether in an urban park landscape, a natural play area or a thematically designed space.

In addition, we can adapt the playground equipment to your overall concept in terms of design and functionality in close consultation with you – from the selection of individual play elements to integration into existing plans. Our experience and your creative freedom complement each other perfectly. We look forward to working with you to bring your project to life – creatively, thoughtfully and individually. Feel free to contact us – we will be happy to advise you!



GrasArt rooftop playground in Nuremberg



## Multicolored posts

Our colored stainless steel posts take up the idea of „playing in the grass“ and translate it into a child-friendly, nature-inspired design.

Each stainless steel post is powder-coated in a shade of green, with the colors deliberately alternating from our diverse range of greens. This creates subtle contrasts and lively variety without detracting from the overall calm effect.

For children, climbing feels like they have become tiny and are playing among tall blades of grass. This visual diversity promotes perception, stimulates the imagination, and creates an environment that invites discovery.

At the same time, the clear color areas support orientation, structure, and a harmonious play experience.


## Farbverläufe

Our color gradients give the stainless steel posts of our GrasArt products a special vibrancy.

Each post can be powder-coated from top to bottom with up to four harmoniously coordinated shades of green. This creates the impression of light, growth, and movement—just like real grass.

This opens up an additional sensory experience for children: color gradients promote visual understanding, train transitions, and encourage close observation. While playing, climbing, and exploring, children immerse themselves in an imaginative natural landscape that supports creativity and free play.

The combination of movement, perception and imagination in a coherent, natural design is pedagogically valuable.

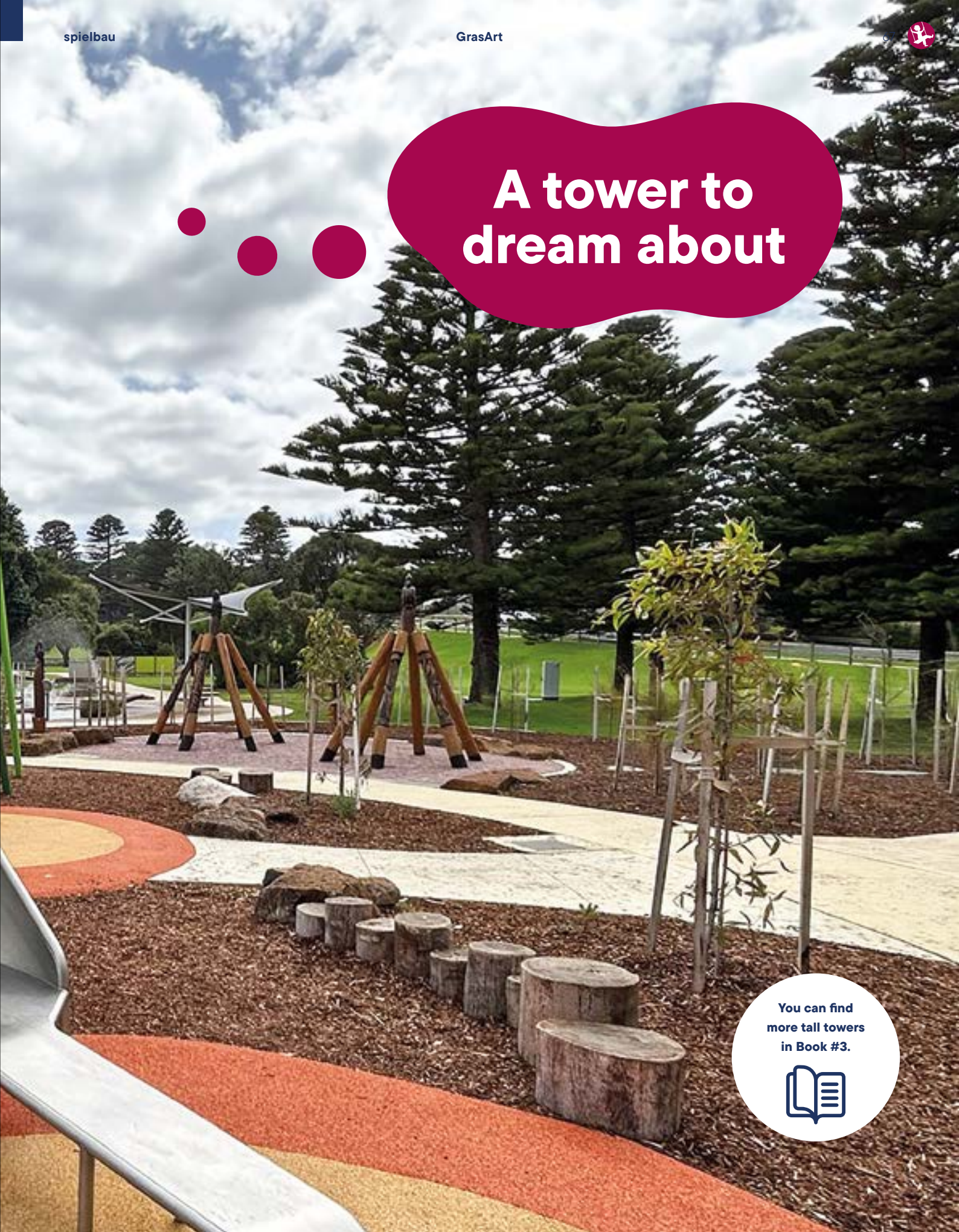


**Combine your desired colors with up to 4 shades.**






# A tower to dream about



You can find  
more tall towers  
in Book #3.







# The timeless classic

## Mikado design line

**Our successful Mikado series is inspired by the world-famous and beloved children's game of the same name. This unique design is characterised by inclined posts that form a colourful and playful pattern.**





Mikado construction in Berlin



# Playful and colorful



## Mikado design line

Our diverse range of playground equipment opens up countless design possibilities and blends harmoniously into any environment. Be inspired by the creativity and fun of our Mikado series! Each of our play structures is made from high-quality, durable materials that ensure safety and long-lasting fun.

The bright colours and unusual shapes magically attract children and playfully promote their motor skills. Whether in parks, schools or residential areas, the Mikado series brings joy and movement to every corner. Experience how children's hearts beat faster and playgrounds are transformed into true worlds of adventure.



N° 0008237  
**Mikadoturm H**

Order No.	Product name	Focus	Length	Width	Height	Fall height	Area	Play value / Inclusion
0008237	Mikado Tower H	3+	950 cm	750 cm	490 cm	200 cm	55 m <sup>2</sup>	



Mikado Tower H in Chemnitz



Aspects promoting inclusion:



**1** Spring Rider Lino  
Book #3

**2** Spring Rider Momo  
Book #3

**3** Cubic Seat  
Page 194

**4** Sprout  
Book #3

**5** Mikado Tower H  
Page 72

**6** Mikado Double Swing  
Book #3

**7** Small Heap Of Logs  
Page 81

**8** Mikado Climbing Ropes  
Page 81



**9** Stilt seat, large  
Page 192

**10** Mikado Volcano A  
Page 80

**11** Triple Bars in Mikado design  
Page 224



N° 0008238  
Mikado Tower E



N° 0008233  
Mikado Tower A



N° 0008236  
Mikado Tower C

Order No.	Product name	Focus	Length	Width	Height	Fall height	Area	Play value / Inclusion
0008238	Mikado Tower E	3+	890 cm	620 cm	410 cm	150 cm	36 m <sup>2</sup>	
0008233	Mikado Tower A	6+	1005 cm	710 cm	400 cm	200 cm	50 m <sup>2</sup>	
0008236	Mikado Tower C	6+	830 cm	630 cm	395 cm	200 cm	35 m <sup>2</sup>	

Subject to technical changes.



N° 0008234  
Mikado Tower D



Would you like other colors?  
More information on page 15.



Color variation



N° 0008240  
Mikado Tower G

Order No.	Product name	Focus	Length	Width	Height	Fall height	Area	Play value / Inclusion
0008234	Mikado Tower D	6+	890 cm	835 cm	535 cm	250 cm	48 m <sup>2</sup>	
0008240	Mikado Tower G	6+	1020 cm	755 cm	460 cm	255 cm	51 m <sup>2</sup>	

Subject to technical changes.



N° 0008235  
**Mikado Tower B**



N° 0008239  
**Mikado Tower F**



N° 0008244  
**Mikado Construction B**

Order No.	Product name	Focus	Length	Width	Height	Fall height	Area	Play value / Inclusion
0008239	Mikado Tower F	6+	855 cm	840 cm	410 cm	230 cm	45 m <sup>2</sup>	
0008235	Mikado Tower B	6+	975 cm	715 cm	500 cm	250 cm	48 m <sup>2</sup>	
0008244	Mikado Construction B	6+	1830 cm	1640 cm	535 cm	250 cm	195 m <sup>2</sup>	



Discover the possibilities on page 88



N° 0008241  
Mikado Construction A



Different construction methods



N° 0008243  
Mikado Pyramid A

Order No.	Product name	Focus	Length	Width	Height	Fall height	Area	Play value / Inclusion
0008241	Mikado Construction A	3+	1320 cm	800 cm	400 cm	230 cm	66 m <sup>2</sup>	
0008243	Mikado Pyramid A	6+	1250 cm	580 cm	410 cm	150 cm	50 m <sup>2</sup>	


Subject to technical changes.
















N° 0008242  
**Mikado Volcano A**


Order No.	Product name	Focus	Length	Width	Height	Fall height	Area	Play value / Inclusion
0008242	Mikado Volcano A	6+	1285 cm	1210 cm	520 cm	250 cm	82 m <sup>2</sup>	

Subject to technical changes.



Order No.	Product name	Focus	Length	Width	Height	Fall height	Area	Play value / Inclusion
0002681	Mikado Climbing Ropes	6+	840 cm	300 cm	180 cm	100 cm	27 m <sup>2</sup>	   
0002682	Mikado Wooden Log	3+	615 cm	330 cm	165 cm	50 cm	21 m <sup>2</sup>	  
0002376	Small Heap Of Logs	3+	1065 cm	780 cm	60 cm	60 cm	54 m <sup>2</sup>	  
0002683	Medium Heap Of Logs	3+	985 cm	960 cm	57 cm	57 cm	68 m <sup>2</sup>	  

Subject to technical changes.




**Going  
up high**



Mikado construction A in Brandenburg

## Modular and customizable



The products from our Mikado series are based on a sophisticated modular design that offers maximum design freedom. Thanks to the modular construction, add-on parts can be selected specifically, combinations and towers can be supplemented with additional elements, or complete constructions can be individually configured. This results in a solution that is precisely tailored to the requirements of your project.

Whether you have special space constraints, specific usage requirements or a completely individual concept, the modular Mikado series enables tailor-made systems with a unique character. We would be happy to assist you personally: our experienced planning experts will provide you with comprehensive advice and work with you to develop a tailor-made solution that is optimally suited to your project.



We're happy to advise you on your project.



[anfragen@spielbau.de](mailto:anfragen@spielbau.de)  
+49(0)3381-261414



## Platforms and roofs



**Square Platform**  
90 x 90cm / 127 x 127cm



**Hexagonal Platform**  
90 x 90cm / 127 x 127cm



**Hexagonal Platform, Halved**  
90cm side length



**Hexagon Platform With Hole**  
90cm side length



**Octagonal Platform**  
90cm side length



**Octagonal Platform, Halved**  
90cm side length



**Octagonal Platform With Hole**  
90cm side length



**Square Roof**  
90 x 90cm / 127 x 127cm



**Hexagonal Roof**



**Octagonal Roof**

## Frames and towers



**Square Frame**  
PH 100cm / 150cm / 200cm



**Hexagonal Frame**  
PH 100cm / 150cm / 200cm



**Octagonal Frame**  
PH 100cm / 150cm / 200cm



**Square Tower**  
PH 100cm / 150cm / 200cm



**Hexagonal Tower**  
PH 100cm / 150cm / 200cm



**Octagonal Tower**  
PH 100cm / 150cm / 200cm

## Balustrades and railings



**Handrail**  
90cm / 127cm



**Balustrade**  
90cm / 127cm



**Balustrade With Ladder Opening**  
90cm / 127cm



**Balustrade With Steel Bars**  
90cm / 127cm



**Balustrade With Rotary Cubes**  
90cm / 127cm



**Balustrade With Rotary Disc**  
90cm / 127cm



## Bridges



**Solid Bridge**  
L: 190cm / 290cm



**Wobbly Bridge**  
L: 190cm / 290cm



**Hanging Bridge**  
L: 190cm / 290cm



**Wobbly Log Bridge**  
L: 190cm / 290cm



**Wobbly Catwalk Without Slippage Protection**  
L: 190cm / 290cm




**Slippage Protection For Wobbly Catwalk**  
L: 190cm / 290cm



**Flower Bridge**  
L: 190cm / 290cm



**Balance Bridge**  
L: 190cm / 290cm




**Jungle Bridge**  
L: 190cm / 290cm



**Net Bridge**  
L: 190cm / 290cm



**Rope Bridge**  
L: 190cm / 290cm



**Tarzan Bridge**  
L: 190cm / 290cm

## Attachements



**Sand Chute**



**Sand Lift**  
PH 100cm / 150cm / 200cm



**Chicken Ladder**  
PH 100cm / 150cm / 200cm



**Stepladder**  
PH 100cm / 150cm / 200cm



**Climbing Ramp**  
PH 100cm / 150cm / 200cm



**Stairway**  
PH 100cm / 150cm / 200cm




**Rope Ladder**  
PH 100cm / 150cm / 200cm



**Net Ladder**  
PH 100cm / 150cm / 200cm



**Climbing Net, Inclined, Width 90cm / 127cm**  
PH 100cm / 150cm / 200cm



**Climbing Net, Vertical, Width 90cm / 127cm**  
PH 100cm / 150cm / 200cm



**Spider Net**  
100x100cm / 150x150cm / 200x200cm



**HPL Climbing Wall, With 90cm / 127cm**  
PH 100cm / 150cm / 200cm



**Horizontal Bar**  
PH 100cm / 150cm / 200cm



**Climbing Pole**  
PH 100cm / 150cm / 200cm



**Zig-Zag Climbing Pole**  
PH 100cm / 150cm / 200cm



**Sliding Poles**  
PH 100cm / 150cm / 200cm



**Element Of Wall Bars**  
PH 100cm / 150cm / 200cm



**Arch Ladder**  
PH 100cm / 150cm / 200cm



**Dangle Arch**  
L: 190cm / 250cm



**Dangle Beam**  
L: 190cm / 290cm



**Roman Rings**  
L: 190cm / 290cm

## One product, many possibilities

Our playground equipments offer exceptional design flexibility. The Mikado design line is not limited to typical segmented colour schemes, but can be individually tailored to each project. High-quality powder coatings open up a wide range of colour concepts – subtle, contrasting or deliberately unusual. This means that the same products can have a completely different effect depending on the environment, target group or design idea. The design language remains familiar, but the aesthetics are reinterpreted. This results in solutions that blend harmoniously into existing concepts or create specific accents.

In addition, structural adjustments offer further design options. Different post lengths change the proportions and visual presence of the system, while alternative post types – such as our curved GrasArt posts – give the product its own unique character. Without a complete redesign, new shapes, dynamics and expressions are created. These targeted adjustments create space for individual ideas and enable proven concepts to be tailored precisely to your project. We would be happy to advise you personally and show you how the Mikado series can be used to create flexible, unique solutions – tailored precisely to your requirements and your design vision.



**Our classic - Mikado Construction A with segment-by-segment color design.**



**Stainless steel posts in GrasArt design with natural green tones - also available in color gradients.**



**Colorful design and posts in different lengths add variety.**



**Addition of the hexagonal roof and use of color schemes for thematic areas.**



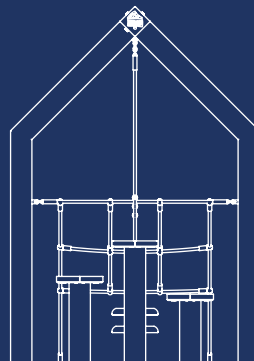


# The stylish houses

## Frame design line

**Clear shapes, strong colours and a concept that completely rethinks play areas – this is our Frame line.**

**A versatile play world that combines architectural aesthetics with maximum play value.**





**Clear  
structures**



## Designlinie Frame

The basic idea behind our Frame design line is as simple as it is effective: inspired by the archetypal house shape, geometric structures create inviting spaces for movement, encounters and adventure. The 'frame' serves as an open stage for a wide variety of play and climbing elements.

With its modular design, the system adapts flexibly to any environment and any project – from individual, striking playhouses to entire adventure villages. The powerful colour scheme and well-thought-out play values not only create visual highlights, but also immediately arouse the curiosity of children.



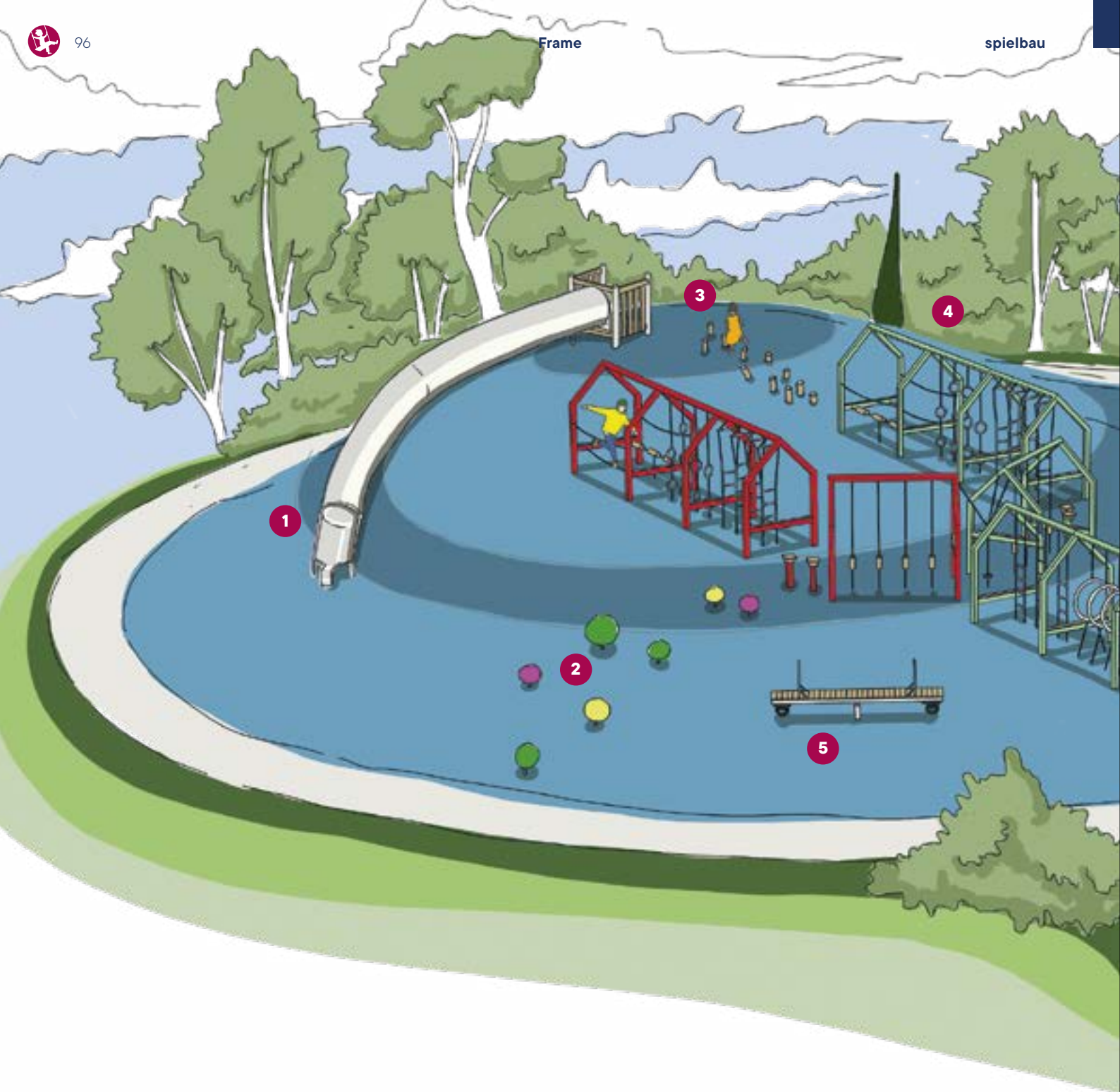
N° 0007922  
**Frame Baking House Malmo**

Order No.	Product name	Focus	Length	Width	Height	Fall height	Area	Play value / Inclusion
0007922	Frame Baking House Malmo	-6	585 cm	450 cm	200 cm	120 cm	24 m <sup>2</sup>	

Subject to technical changes.



Frame Baking House Malmo in Berlin



## Aspects promoting inclusion:



**1** Curved Tunnel Slide  
Page 215

**2** Planetarium  
Book #3

**3** Giraffes Road  
Book #3

**4** Ninja Frame Y  
Book #3

**5** Standing Seesaw  
Book #3

**6** Seating Arrangement  
Page 194



- 7

Marble Maze, Barrier-free  
Book #3
- 8

Turntable, Small  
Book#3
- 9

Frame Nest Swing  
Page 100
- 10

Cubic Seat  
Page 194
- 11

Frame Sliding House Uppsala  
Page 99
- 12

Spoon  
Book #3
- 13

Frame Belly Swing  
Page 99
- 14

Frame Club House Kiruna  
Page 102



N° 0007920  
Frame Sandhaus Oslo



N° 0007921  
Frame Cooking House Bergen



Farbvariante



N° 0007923  
Frame Baking House Lund

Order No.	Product name	Focus	Length	Width	Height	Fall height	Area	Play value / Inclusion
0007920	Frame Sand House Oslo	-6	520 cm	440 cm	200 cm	115 cm	21 m <sup>2</sup>	
0007921	Frame Cooking House Bergen	-3	575 cm	455 cm	200 cm	50 cm	23 m <sup>2</sup>	
0007923	Frame Baking House Lund	3+	850 cm	540 cm	200 cm	100 cm	73 m <sup>2</sup>	

Subject to technical changes.



N° 0007925  
**Frame Sliding House Uppsala**



N° 0008229  
**Frame Sliding House Vantaa**



N° 0008230  
**Frame Belly Swing**



N° 0008231  
**Frame Single Swing**

Order No.	Product name	Focus	Length	Width	Height	Fall height	Area	Play value / Inclusion
0007925	Frame Sliding House Uppsala	3+	570 cm	545 cm	200 cm	100 cm	24 m <sup>2</sup>	
0008229	Frame Sliding House Vantaa	6+	615 cm	515 cm	300 cm	177 cm	24 m <sup>2</sup>	
0008230	Frame Belly Swing	3+	320 cm	175 cm	200 cm	100 cm	6 m <sup>2</sup>	
0008231	Frame Single Swing	6+	820 cm	180 cm	300 cm	150 cm	15 m <sup>2</sup>	

Subject to technical changes.



N° 0008232  
**Frame Nest Swing**



N° 0008233  
**Frame Swing Alta**

Order No.	Product name	Focus	Length	Width	Height	Fall height	Area	Play value / Inclusion
0008232	Frame Nest Swing	3+	800 cm	245 cm	265 cm	150 cm	12 m <sup>2</sup>	
0008283	Frame Swing Alta	3+	820 cm	640 cm	270 cm	150 cm	51 m <sup>2</sup>	










Subject to technical changes.



N° 0007924  
**Frame Net House Lulea**



N° 0007926  
**Frame Net House Gothenburg**

Order No.	Product name	Focus	Length	Width	Height	Fall height	Area	Play value / Inclusion
0007924	Frame Net House Lulea	3+	750 cm	440 cm	200 cm	92 cm	28 m <sup>2</sup>	    
0007926	Frame Net House Gothenburg	6+	790 cm	440 cm	200 cm	162 cm	32 m <sup>2</sup>	   

Subject to technical changes.



N° 0007927  
**Frame Climbing House Odensee**



N° 0007928  
**Frame Club House Kiruna**

Order No.	Product name	Focus	Length	Width	Height	Fall height	Area	Play value / Inclusion
0007927	Frame Climbing House Odensee	6+	600 cm	440 cm	200 cm	200 cm	23 m <sup>2</sup>	
0007928	Frame Club House Kiruna	6+	515 cm	440 cm	200 cm	200 cm	23 m <sup>2</sup>	



Sie wünschen  
andere Farben?  
Mehr dazu auf  
Seite 15



N° 0007929  
**Frame Block House Aalborg**

Order No.	Product name	Focus	Length	Width	Height	Fall height	Area	Play value / Inclusion
0007929	Frame Block House Aalborg	3+	725 cm	700 cm	300 cm	115 cm	36 m <sup>2</sup>	

Subject to technical changes.

# Bright colors



Frame Sand House Oslo in Potsdam



Frame Climbing House III in Berlin



Frame Swing Alta in Berlin

## Discover Ninja Frame

The Ninja Frame series brings action and challenge to any play or training environment. With its dynamic climbing passages, it demands skill, strength and endurance – whether alone, in a team or in competition. Each element is designed to enable exciting movements and inspire ambition. Players experience a real sense of adventure reminiscent of the spectacular courses seen on popular TV shows.

Thanks to the modular design, the elements can be combined individually to create courses of varying degrees of difficulty. Short or long sequences, straight paths or challenging obstacles – everything can be put together exactly as desired. This creates a unique experience for different age groups. Ninja Frame combines athletic challenge with creative freedom and invites players to enjoy new and exciting rounds time and time again.



**Climbing as  
competition**



**Thanks to their modular design, climbing elements can be combined individually.**



**Various shapes and arrangements can be tailored precisely to your needs.**



**You can find  
the Ninja Frame line  
in Book #3.**



**Whether competing against each other or against the clock, Ninja Frame brings fun competition!**

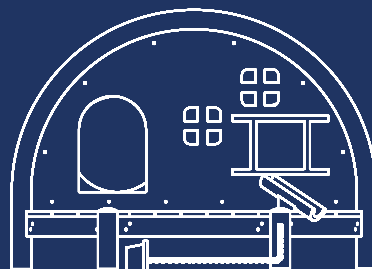




# For the little ones

## Kobito design line

**Playful arches and a combination of materials invite toddlers to develop through play. With easy climbing and plenty of space to explore, Kobito offers an imaginative opportunity for younger children to develop.**



## Designlinie Kobito

We designed the Kobito product line to promote the development of young children through play. 'Kobito' (a Japanese word for 'the little ones') is inspired by cute villages and small dwellings.

The combination of arches made of high-quality stainless steel with different elements made of HPL and robinia wood invites children into a world of play that stimulates their imagination, creativity and encourages them to rediscover this world again and again.



N° 0008345  
**Kobito Kuli**

Order No.	Product name	Focus	Length	Width	Height	Fall height	Area	Play value / Inclusion
0008345	Kobito Kuli	-3	550 cm	560 cm	155 cm	100 cm	24 m <sup>2</sup>	      



Kobito Kuli in Bielefeld



Aspects promoting inclusion:



**1** Kobito Nest Swing  
Page 117

**2** Kobito Mogu  
Seite 118

**3** Balance Beam  
Book #3

**4** Kobito Single Swing  
Page 117

**5** Spring Platform  
Book #3

**6** Kobito Chime  
Page 116



**7** Kobito Chalk Board  
Page 116

**8** Kobito Mada  
Page 115

**9** Kobito Bench  
Page 120

**10** Bench  
Page 193

**11** Sprout  
Book #3

**12** Kobito Kuli  
Page 110

**13** Spring Rider Duo  
Book #3

**14** Kobito Illusion Mirror  
Page 116



N° 0008344  
**Kobito Kumo**



N° 0008346  
**Kobito Mado**

Order No.	Product name	Focus	Length	Width	Height	Fall height	Area	Play value / Inclusion
0008344	Kobito Kumo	-3	490 cm	420 cm	135 cm	< 100 cm	18 m <sup>2</sup>	   
0008346	Kobito Mado	-3	860 cm	420 cm	155 cm	< 60 cm	31 m <sup>2</sup>	      






N° 0008347  
**Kobito Tama**



N° 0008348  
**Kobito Mada**



N° 0008349  
**Kobito Yuka**

Order No.	Product name	Focus	Length	Width	Height	Fall height	Area	Play value / Inclusion
0008347	Kobito Tama	-6	490 cm	470 cm	165 cm	60 cm	18 m <sup>2</sup>	
0008348	Kobito Mada	-6	490 cm	530 cm	135 cm	< 100 cm	22 m <sup>2</sup>	
0008349	Kobito Yuka	-6	490 cm	470 cm	165 cm	70 cm	18 m <sup>2</sup>	

Subject to technical changes.



N° 0008350  
Kobito Chalk Board




N° 0002748  
Kobito Illusion Mirror



N° 0002747  
Kobito Chime



N° 0002750  
Kobito Rotary Disc



0002751  
Kobito Memory

Order No.	Product name	Focus	Length	Width	Height	Fall height	Area	Play value / Inclusion
0008350	Kobito Chalk Board	-6	410 cm	310 cm	155 cm	< 60 cm	11 m <sup>2</sup>	
0002748	Kobito Illusion Mirror	3+	410 cm	310 cm	225 cm	< 60 cm	11 m <sup>2</sup>	
0002747	Kobito Chime	-6	410 cm	310 cm	155 cm	< 60 cm	11 m <sup>2</sup>	
0002750	Kobito Rotary Disc	-6	410 cm	310 cm	160 cm	150 cm	11 m <sup>2</sup>	
0002751	Kobito Memory	-6	440 cm	310 cm	180 cm	60 cm	12 m <sup>2</sup>	



N° 0002755  
**Kobito Belly Swing**



N° 0002754  
**Kobito Toddler's Swing**



N° 0002752  
**Kobito Single Swing**



N° 0002753  
**Kobito Nest Swing**

Order No.	Product name	Focus	Length	Width	Height	Fall height	Area	Play value / Inclusion
0002755	Kobito Belly Swing	-3	630 cm	180 cm	165 cm	< 100 cm	12 m <sup>2</sup>	
0002754	Kobito Toddler's Swing	-3	630 cm	180 cm	165 cm	< 100 cm	12 m <sup>2</sup>	
0002752	Kobito Single Swing	6+	730 cm	180 cm	210 cm	120 cm	14 m <sup>2</sup>	
0002753	Kobito Nest Swing	-6	720 cm	230 cm	280 cm	135 cm	17 m <sup>2</sup>	

Subject to technical changes.



N° 0008352  
Kobito Kogu



N° 0008353  
Kobito Mogu



Order No.	Product name	Focus	Length	Width	Height	Fall height	Area	Play value / Inclusion
0008352	Kobito Kogu	-6	960 cm	560 cm	180 cm	125 cm	35 m <sup>2</sup>	
0008353	Kobito Mogu	-6	700 cm	650 cm	165 cm	165 cm	36 m <sup>2</sup>	



N° 0008351  
**Kobito Mino**



N° 0008354  
**Kobito Poco**

Order No.	Product name	Focus	Length	Width	Height	Fall height	Area	Play value / Inclusion
0008351	Kobito Mino	-6	490 cm	400 cm	135 cm	135 cm	18 m <sup>2</sup>	
0008354	Kobito Poco	-6	710 cm	550 cm	135 cm	135 cm	32 m <sup>2</sup>	

Subject to technical changes.



N° 0003463  
**Kobito Bench**

You can find more road  
and park equipment  
on page 190.



N° 0003788  
**Kobito Seating Group**

Order No.	Product name	Focus	Length	Width	Height	Fall height	Area	Play value / Inclusion
0003463	Kobito Bench	-6	—	—	135 cm	—	—	
0003788	Kobito Seating Group	-6	—	—	135 cm	—	—	



Kobito playground equipment in the Netherlands





# Climbing fun for young and old











# Rediscover the classics

## Classic design line

**Playhouses, towers and play structures that combine tradition with imaginative details.**

**Modular, colourful and varied – perfect for children of all ages who want to explore, play and express their creativity.**



## Classic design line

Our Classic design line combines tried-and-tested classics with modern play ideas. From playhouses and towers to a wide range of play structures, the products offer varied opportunities for interaction and role play for children of different age groups. Small details and playful colours stimulate the imagination and encourage creative play.

Thanks to their modular design, towers and play structures can be flexibly expanded or individually redesigned – from replacing individual modules to completely redesigning the entire structure. Pedagogically designed play values promote movement, social interaction and independent discovery. This creates a play environment that constantly challenges and inspires children.



N° 0003207  
**Play Tower Thrusbeard**

Order No.	Product name	Focus	Length	Width	Height	Fall height	Area	Play value / Inclusion
0003207	Play Tower Thrusbeard	6+	790 cm	600 cm	405 cm	150 cm	45 m <sup>2</sup>	

Subject to technical changes.



Play Tower Thrusbeard in Coswig



Aspects promoting inclusion:



**1** Sand Play Peter  
Page 133

**2** Spoon  
Book #3

**3** Phone Box Horchi Dui  
Page 195

**4** Bench  
Page 193

**5** Puzzle Pillar  
Page 196

**6** Nest Double Swing Combi  
Book #3



**7** Play Combi Robin  
Page 148

**8** Hammock  
Book #3

**9** Standing Seesaw  
Book #3

**10** Cubic Seat  
Page 194

**11** Play Hut Thumbelina  
Page 132



N° 0002396  
**Play Hut Thumbelina**



N° 0008374  
**Play Combi Playhansl**



N° 0003687  
**Play Tower Cinderella**

Order No.	Product name	Focus	Length	Width	Height	Fall height	Area	Play value / Inclusion
0002396	Play Hut Thumbelina	3-	515 cm	480 cm	210 cm	80 cm	18 m <sup>2</sup>	
0008374	Play Combi Playhansl	3-	580 cm	560 cm	295 cm	58 cm	24 m <sup>2</sup>	
0003687	Play Tower Cinderella	3+	680 cm	475 cm	315 cm	100 cm	15 m <sup>2</sup>	



Discover our  
color schemes  
on page 144



N° 0003746  
**Pla Combi Jorindel**



N° 0003744  
**Play Combi Jorinda**



N° 0008377  
**Play Combi Peter**

Order No.	Product name	Focus	Length	Width	Height	Fall height	Area	Play value / Inclusion
0003746	Pla Combi Jorindel	6-	660 cm	430 cm	195 cm	100 cm	21 m <sup>2</sup>	
0003744	Play Combi Jorinda	3+	705 cm	510 cm	295 cm	100 cm	26 m <sup>2</sup>	
0008377	Play Combi Peter	3-	635 cm	470 cm	150 cm	58 cm	22 m <sup>2</sup>	

Subject to technical changes.



N° 0008358  
Play Combi Arthus



N° 0002401  
Play Combi Rapunzel

Order No.	Product name	Focus	Length	Width	Height	Fall height	Area	Play value / Inclusion
0008358	Play Combi Arthus	3+	710 cm	635 cm	290 cm	100 cm	30 m <sup>2</sup>	
0002401	Play Combi Rapunzel	6+	890 cm	725 cm	400 cm	235 cm	48 m <sup>2</sup>	



N° 0008380  
Play Wall Sindbad



N° 0008362  
Play Combi Mother Hulda

Order No.	Product name	Focus	Length	Width	Height	Fall height	Area	Play value / Inclusion
0008380	Play Wall Sindbad	3-	825 cm	515 cm	180 cm	55 cm	31 m <sup>2</sup>	
0008362	Play Combi Mother Hulda	6+	1140 cm	1100 cm	400 cm	150 cm	87 m <sup>2</sup>	

Subject to technical changes.



N° 0008370  
**Play Combi Rumpelstiltskin**



N° 0008385  
**Play Tower Merlin**



N° 0008363  
**Play Combi Robin**

Artikelnr.	Produktname	Fokus	Länge	Breite	Höhe	Fallhöhe	Fallbereich	Spielwert / Inklusion
0008370	Play Combi Rumpelstiltskin	3-	660 cm	465 cm	250 cm	50 cm	26 m <sup>2</sup>	
0008385	Play Tower Merlin	3-	555 cm	465 cm	250 cm	100 cm	19 m <sup>2</sup>	
0008363	Play Combi Robin	6+	925 cm	1110 cm	420 cm	180 cm	64 m <sup>2</sup>	



**Flexible modular design. More information on page 140.**



N° 0008466  
**Play Combi Golden Girl**



N° 0008467  
**Play Combi Goldilocks**

Artikelnr.	Produktname	Fokus	Länge	Breite	Höhe	Fallhöhe	Fallbereich	Spielwert / Inklusion
0008466	Play Combi Golden Girl	6+	1555 cm	570 cm	400 cm	150 cm	61 m <sup>2</sup>	
0008467	Play Combi Goldilocks	6+	1440 cm	1180 cm	350 cm	250 cm	105 m <sup>2</sup>	

Subject to technical changes.



# Variety for schools and daycare





## Modular und anpassbar



Our Classic line is based on a well-designed modular system that offers maximum design freedom. Individual climbing modules, platforms, roofs, and play elements can be flexibly combined with each other and adapted to new requirements. This results in play structures that are precisely tailored to the available space, budget, and desired age group.

The clear structure of the modules ensures planning reliability, easy assembly, and sustainable use.

The Classic line combines timeless playground classics with a flexible concept that offers individuality, cost-effectiveness, and educational added value.



We're happy  
to advise you  
on your project.



[anfragen@spielbau.de](mailto:anfragen@spielbau.de)  
+49(0)3381-261414




## Platforms and roofs



**Triangular Platform, Isosceles**  
90 x 90cm / 127 x 127cm



**Triangular Platform, Equilateral**  
90 x 90cm / 127 x 127cm



**Square Platform**  
90 x 90cm / 127 x 127cm



**Square Platform With EPDM Cover**  
90 x 90cm / 127 x 127cm



**Hexagonal Platform**  
90 x 90cm / 127 x 127cm



**Hexagonal Platform, Halved**  
Side length 90cm



**Hexagonal Platform With Hole**  
Side length 90cm



**Octagonal Platform**  
Side length 90cm



**Octagonal Platform, Halved**  
Side length 90cm



**Octagonal Platform With Hole**  
Side length 90cm

## Frames and towers



**Square Frame**  
PH 100cm / 150cm / 200cm



**Hexagonal Frame**  
PH 100cm / 150cm / 200cm



**Octagonal Frame**  
PH 100cm / 150cm / 200cm



**Square Tower**  
PH 100cm / 150cm / 200cm



**Hexagonal Tower**  
PH 100cm / 150cm / 200cm



**Octagonal Tower**  
PH 100cm / 150cm / 200cm

## Roofs



**Triangular Pitched Roof**  
90 x 90cm / 127 x 127cm



**Square Pitched Roof**  
90 x 90cm / 127 x 127cm



**Square Gabled Roof**  
90 x 90cm / 127 x 127cm



**Square Roof**  
90 x 90cm / 127 x 127cm



**Hexagonal Roof**



**Octagonal Roof**

## Balustrades and railings



**Handrail**  
90cm / 127cm



**Balustrade**  
90cm / 127cm



**Balustrade With Ladder Opening**  
90cm / 127cm



**Balustrade With Steel Bars**  
90cm / 127cm



**Balustrade With Rotary Cubes**  
90cm / 127cm



**Balustrade With Rotary Disc**  
90cm / 127cm



## Bridges



**Solid Bridge**  
L: 190cm / 290cm



**Wobbly Bridge**  
L: 190cm / 290cm



**Hanging Bridge**  
L: 190cm / 290cm



**Wobbly Log Bridge**  
L: 190cm / 290cm



**Wobbly Catwalk Without Slippage Protection**  
L: 190cm / 290cm



**Slippage Protection For Wobbly Catwalk**  
L: 190cm / 290cm



**Flower Bridge**  
L: 190cm / 290cm



**Balance Bridge**  
L: 190cm / 290cm




**Jungle Bridge**  
L: 190cm / 290cm



**Net Bridge**  
L: 190cm / 290cm



**Rope Bridge**  
L: 190cm / 290cm



**Tarzan Bridge**  
L: 190cm / 290cm

## Attachements



**Sand Chute**



**Sand Lift**  
PH 100cm / 150cm / 200cm



**Chicken Ladder**  
PH 100cm / 150cm / 200cm



**Stepladder**  
PH 100cm / 150cm / 200cm



**Climbing Ramp**  
PH 100cm / 150cm / 200cm



**Stairway**  
PH 100cm / 150cm / 200cm



**Rope Ladder**  
PH 100cm / 150cm / 200cm



**Net Ladder**  
PH 100cm / 150cm / 200cm



**Climbing Net, Inclined, Width 90cm / 127cm**  
PH 100cm / 150cm / 200cm



**Climbing Net, Vertical, Width 90cm / 127cm**  
PH 100cm / 150cm / 200cm



**Spider Net**  
100x100cm / 150x150cm / 200x200cm



**HPL Climbing Wall, With 90cm / 127cm**  
PH 100cm / 150cm / 200cm



**Horizontal Bar**  
PH 100cm / 150cm / 200cm



**Climbing Pole**  
PH 100cm / 150cm / 200cm



**Zig-Zag Climbing Pole**  
PH 100cm / 150cm / 200cm



**Sliding Poles**  
PH 100cm / 150cm / 200cm



**Element Of Wall Bars**  
PH 100cm / 150cm / 200cm



**Arch Ladder**  
PH 100cm / 150cm / 200cm



**Dangle Arch**  
L: 190cm / 250cm



**Dangle Beam**  
L: 190cm / 290cm



**Roman Rings**  
L: 190cm / 290cm

## Maximum design

Colours play a central role in the perception and effect of a playground. In our Classic design line, colour nuances are used specifically to create orientation, stimulate play and spark children's imaginations. Small accents and finely tuned details give the playground equipment character without overloading it. This creates play areas that appear lively and at the same time radiate calm.

Harmonious colour combinations promote comfort and support a coherent overall picture in the play environment. They help to visually integrate playground equipment into their surroundings and clearly structure different play areas. Our four carefully developed colour schemes offer reliable orientation and make it easier to select suitable combinations – for individually designed playgrounds with a balanced colour effect.



### Ocean

Fresh, cool tones with a maritime feel. This concept brings lightness and openness to playground design, creating an inspiring, airy atmosphere.



### Sun

Vibrant, luminous colors full of energy and joy. This concept adds striking accents and turns playgrounds into bright focal points that instantly lift the mood.




### Nature

Soft, natural hues that blend harmoniously with greenery and landscape. Perfect for playgrounds that radiate calm and closeness to nature.



### Terra

Warm, earthy colors with a timeless appeal. They lend playgrounds a grounded, welcoming, and authentic atmosphere.





**You can find our  
complete color range  
on page 15.**





# Welcome to the secret hideout

## Tree Houses line

High up into adventure! Our tree houses transform any play area into a lively world of adventure full of imagination, security and natural charm – a favourite place for little explorers.



## Tree Houses line

Our tree houses combine natural design with well-thought-out play architecture. Elevated, they open up new perspectives and create a feeling of security and adventure at the same time. Walls made of robust robinia wood convey warmth and naturalness, while optional HPL roofs offer reliable protection. The result is durable play areas that blend harmoniously into any environment.

Here, children can retreat, engage in role play and socialise in a special way. The elevated position boosts self-confidence and physical coordination, while playing in a house-shaped structure encourages imagination and social skills. Whether as a secret meeting place, observation tower or cosy home in the countryside, tree houses offer a wide range of opportunities for lively, creative and educational play.



N° 0008248  
**Tree House Robin**

Order No.	Product name	Focus	Length	Width	Height	Fall height	Area	Play value / Inclusion
0008248	Tree House Robin	6+	1130 cm	790 cm	370 cm	205 cm	56 m <sup>2</sup>	

Subject to technical changes.



Tree House Robin in Unna



N° 0008245  
**Tree House Hotzenplotz**



N° 0008249  
**Completely made of robinia**



N° 0008246  
**Tree House Ronja**

Order No.	Product name	Focus	Length	Width	Height	Fall height	Area	Play value / Inclusion
0008245	Tree House Hotzenplotz	6+	1010 cm	950 cm	465 cm	200 cm	65 m <sup>2</sup>	
0008249	Tree House Hotzenplotz, Robinia	6+	1010 cm	950 cm	465 cm	200 cm	65 m <sup>2</sup>	
0008246	Tree House Ronja	6+	1310 cm	940 cm	525 cm	250 cm	85 m <sup>2</sup>	



N° 0008247  
**Tree House Robbers Den**



N° 0007875  
**Tree House Gepetto**

Order No.	Product name	Focus	Length	Width	Height	Fall height	Area	Play value / Inclusion
0008247	Tree House Robbers Den	6+	1770 cm	780 cm	515 cm	250 cm	85 m <sup>2</sup>	
0007875	Tree House Gepetto	6+	1840 cm	985 cm	440 cm	250 cm	105 m <sup>2</sup>	

Subject to technical changes.



N° 0008251  
Tree House Mister Sandman



N° 0008252  
Tree House Aladin



N° 0008250  
Tree House Bluebeard

Order No.	Product name	Focus	Length	Width	Height	Fall height	Area	Play value / Inclusion
0008251	Tree House Mister Sandman	6+	925 cm	505 cm	465 cm	200 cm	35 m <sup>2</sup>	
0008252	Tree House Aladin	3+	1120 cm	605 cm	320 cm	150 cm	55 m <sup>2</sup>	
0008250	Tree House Bluebeard	6+	1170 cm	625 cm	315 cm	150 cm	45 m <sup>2</sup>	



Tree House Hotzenplotz, Robinia in Finland





# Set sail into play

## Maritime line


**Hands on deck for great adventures! Our Maritime design line transforms playrooms into lively harbour worlds – with ships, lighthouses and movable elements for courageous explorers.**



## Maritime line

Our Maritime line creates imaginative harbour and seafaring worlds. From small play ships to impressive tall ships, there are endless opportunities for climbing, sliding and discovering. Climbable lighthouses add striking accents and promote motor skills, while additions such as climbing barrels or play rafts create additional incentives for movement. This creates varied play areas with a high level of appeal.

Children slip into roles as captains, sailors or harbour crew and experience dynamic play together. Different levels, ascents and descents strengthen coordination, balance and self-confidence. At the same time, the clear theme worlds encourage creative stories and social interaction. The Maritime design line combines movement, adventure and role play into a holistic, educationally valuable play experience.



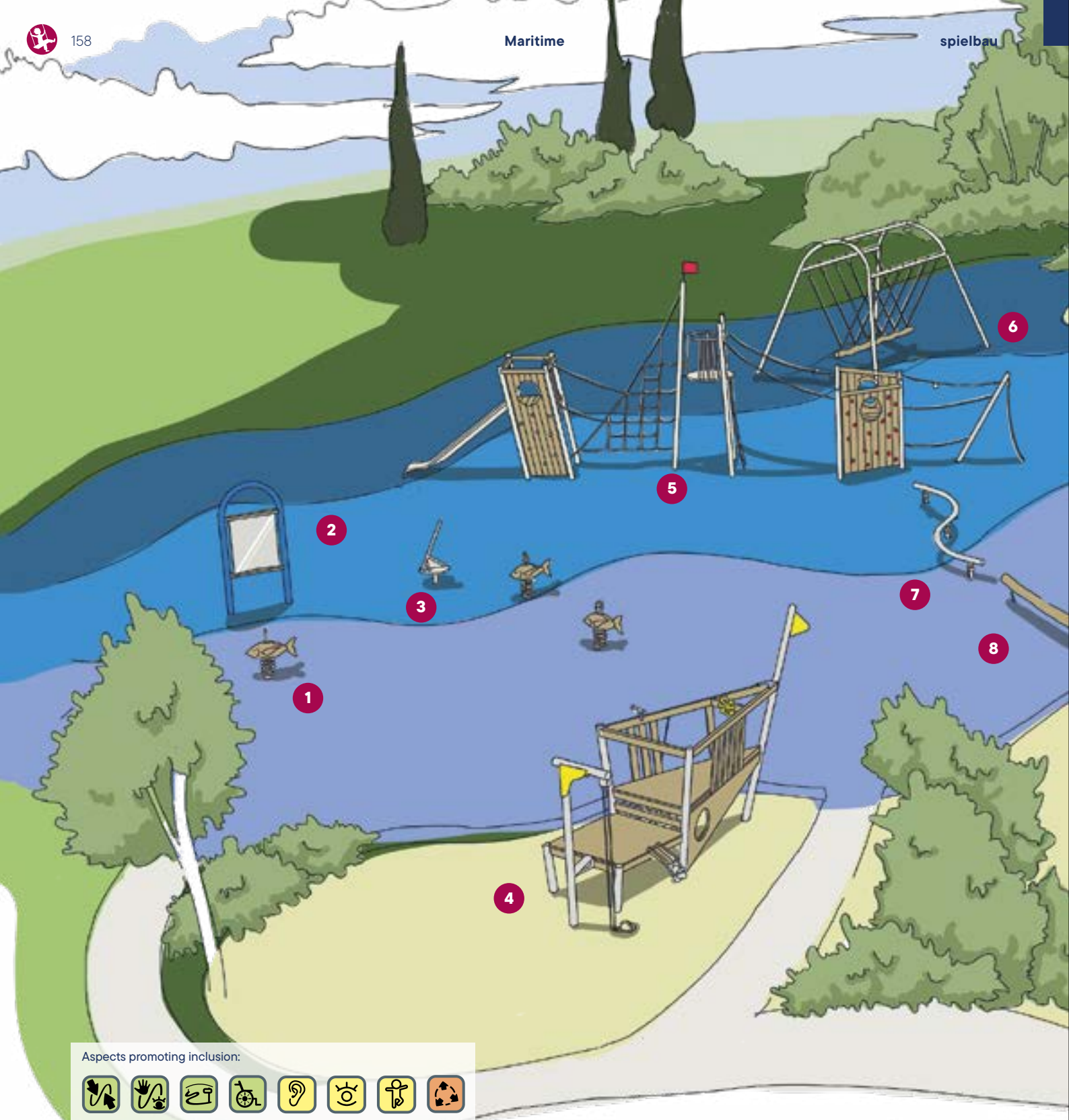
N° 0008395  
Spielschiff Barke

Order No.	Product name	Focus	Length	Width	Height	Fall height	Area	Play value / Inclusion
0008395	Play Ship Bark	6+	2090 cm	1180 cm	845 cm	300 cm	163 m <sup>2</sup>	

Subject to technical changes.



Play Ship Bark in Nottuln



Aspects promoting inclusion:



**1** Spring Rider Fish  
Book #3

**2** Kobito Illusion Mirror  
Page 116

**3** Spinner Fantasy A  
Buch #3

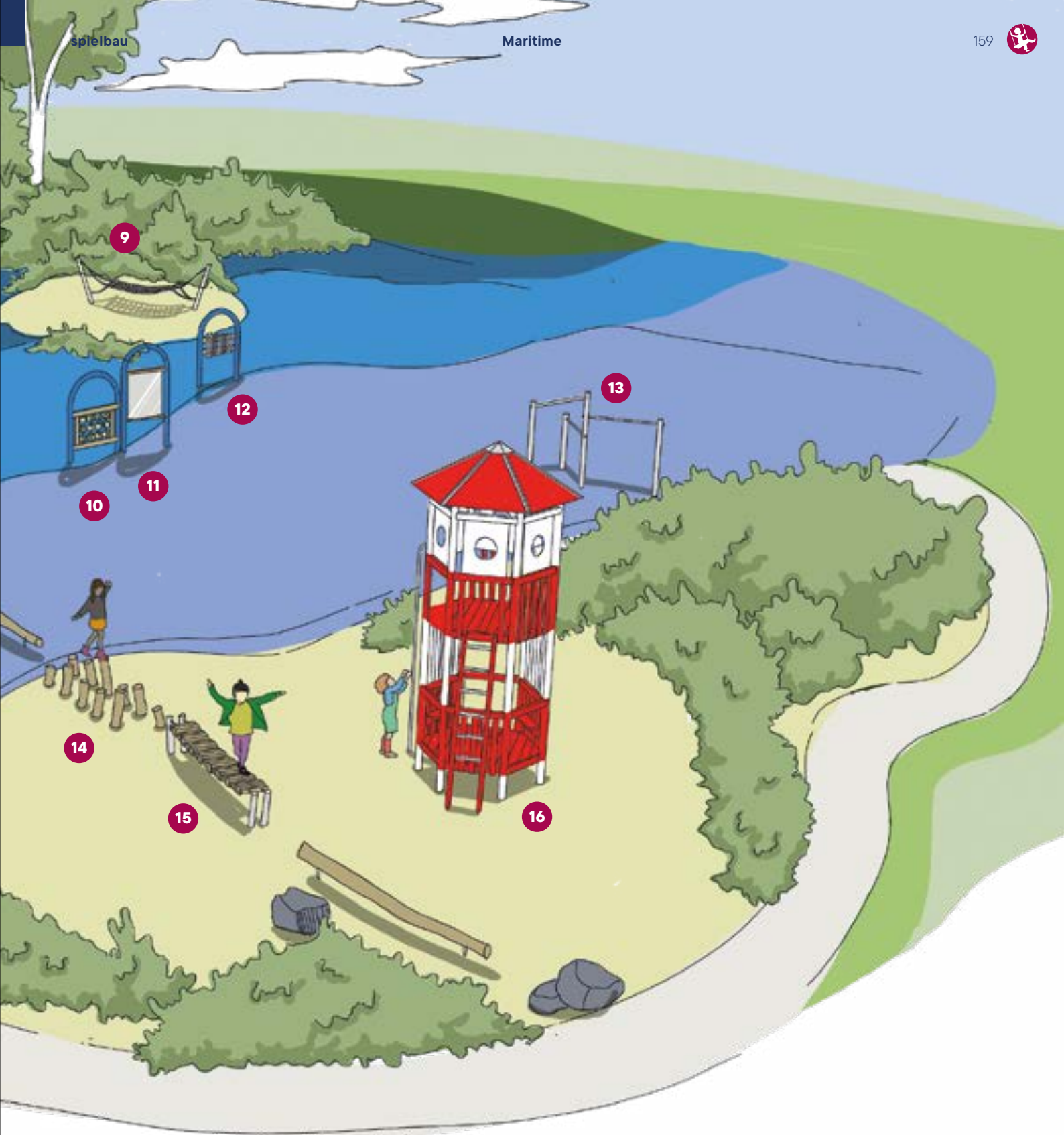
**4** Ships Bow  
Page 161

**5** Play Ship Hanse  
Page 162

**6** Rope Swing B  
Book #3

**7** Balance Worm, Fix  
Book #3

**8** Balance Beam  
Book #3



9

Hammock  
Book #3

10

Kobito Memory  
Page 116

11

Kobito Illusion Mirror  
Page 116

12

Kobito Chime  
Page 116

13

Star Bars, 110-150-190  
Page 224

14

Giraffes Road - 11  
Book #3

15

Balance Bridge  
Book #3

16

Lighthouse Pacific  
Seite 160



Playful  
themed  
areas for  
nautical  
adventures



N° 0008392  
**Lighthouse Pacific**



N° 0008400  
**Lighthouse Arctic**



N° 0008399  
**Lighthouse Atlantic**

Order No.	Product name	Focus	Length	Width	Height	Fall height	Area	Play value / Inclusion
0008400	Lighthouse Arctic	3+	640 cm	545 cm	355 cm	120 cm	25 m <sup>2</sup>	
0008392	Lighthouse Pacific	3+	630 cm	655 cm	510 cm	250 cm	32 m <sup>2</sup>	
0008399	Lighthouse Atlantic	3+	920 cm	850 cm	490 cm	250 cm	49 m <sup>2</sup>	



N° 0002645  
Play Raft







N° 0008397  
Ships Bow



N° 0002644  
Barrel



N° 0008393  
Play Ship Cog

Order No.	Product name	Focus	Length	Width	Height	Fall height	Area	Play value / Inclusion
0002645	Play Raft	3+	500 cm	390 cm	145 cm	100 cm	16m <sup>2</sup>	
0008397	Ships Bow	-6	895 cm	520 cm	290 cm	100 cm	38 m <sup>2</sup>	
0002644	Barrel	3+	500 cm	440 cm	140 cm	140 cm	20 m <sup>2</sup>	
0008393	Play Ship Cog	3+	930 cm	880 cm	440 cm	150 cm	52 m <sup>2</sup>	

Subject to technical changes.



N° 0008394  
Play Ship Galleon



N° 0008393  
Play Ship Sailboat

Order No.	Product name	Focus	Length	Width	Height	Fall height	Area	Play value / Inclusion
0008394	Play Ship Galleon	3+	1505 cm	910 cm	460 cm	280 cm	76 m <sup>2</sup>	
0008398	Play Ship Sailboat	3+	1745 cm	745 cm	440 cm	280 cm	80 m <sup>2</sup>	



Play Ship, Lighthouse and Barrel in Wuppertal



# Climbing fun from bow to mast



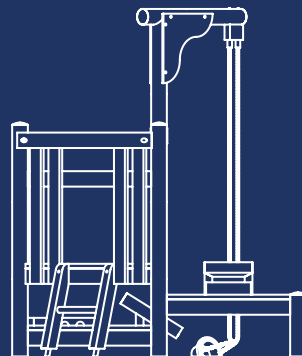




# Playing with the elements

## Sand & Water Play

**Understanding the world with sand and water:  
our play modules open up creative spaces  
where children can explore, design and  
create unforgettable moments  
with natural elements.**



## Sand & Water line

Our sand and water play range combines individual modules to create flexible play areas. Elements can be combined individually and rearranged to your wishes. In addition, there are ready-made, themed playground concepts that invite children to explore. This creates versatile play areas where sand trickles, water flows and children experience nature with their senses.

Playing with sand and water promotes creativity, fine motor skills and an initial understanding of science. Children experiment with quantities, shapes and movements, build landscapes or direct watercourses. Planning and designing together strengthens social skills and communication. Our products create inspiring spaces where free exploration, imaginative role play and sustainable development impulses come together harmoniously.



N° 0002651  
Sand Play Dromedar

Order No.	Product name	Focus	Length	Width	Height	Fall height	Area	Play value / Inclusion
0002651	Sand Play Dromedar	-6	700 cm	430 cm	220 cm	0 cm	23m <sup>2</sup>	



Sand Play Dromedar in Berlin



Aspects promoting inclusion:



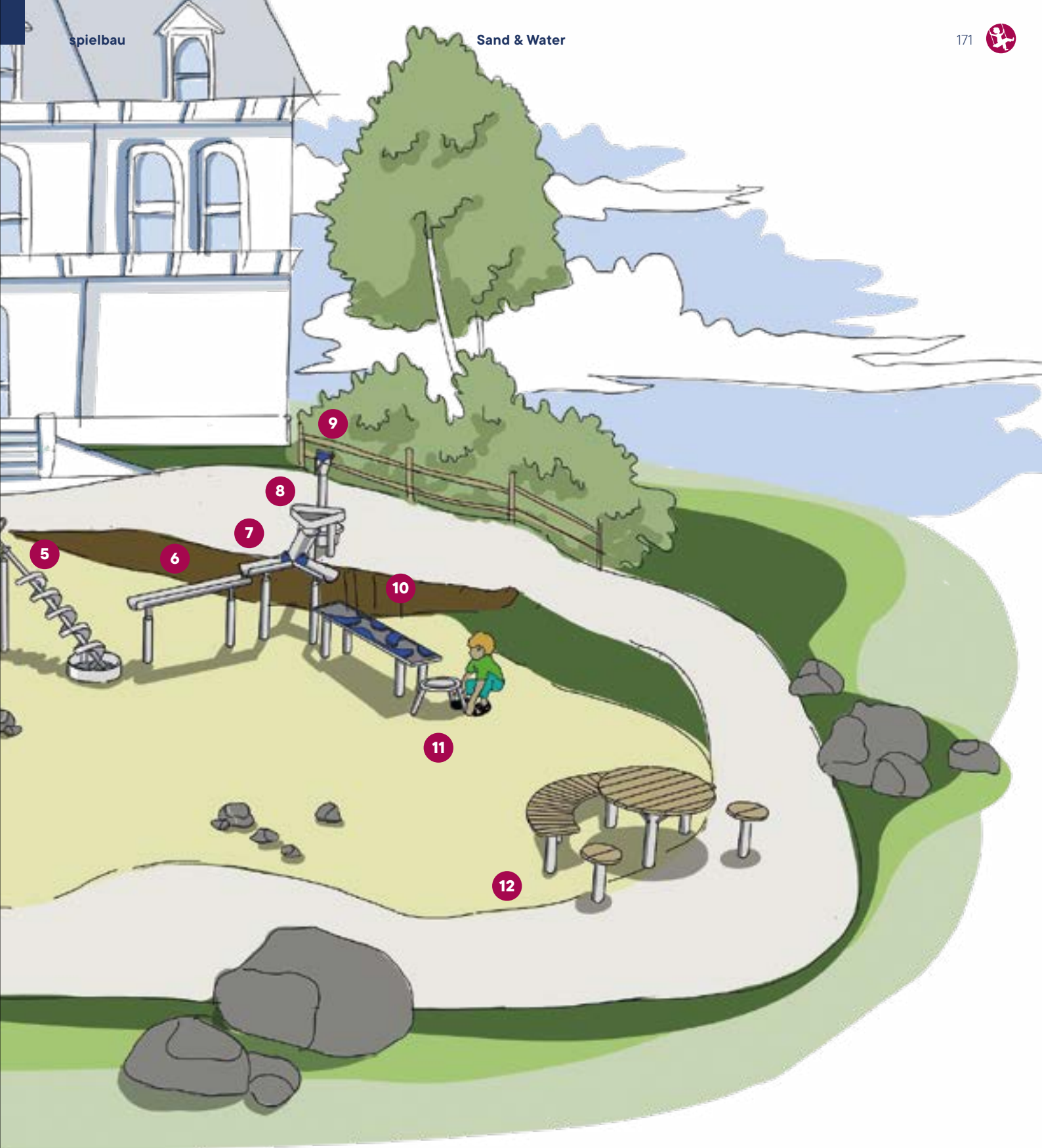
**1** Spoon  
Book #3

**2** Balance Beam  
Book #3

**3** Sand Play Color Palette  
Page 174

**4** Mut Table Inclusion  
Page 175

**5** Archimedian Screw  
Page 177



**6** Gutter  
Page 176

**7** Y-Gutter 150  
Page 176

**8** Mud Basin Triangular  
Page 177

**9** Water Pump Stalex  
Page 176

**10** Streaming Table  
Page 177

**11** Gold Digger Sieve, Fixed  
Page 176

**12** Open Circle Seating  
Page 194



N° 0008297  
Sand Kitchen A



N° 0008295  
Sand Kitchen B



N° 0002659  
Sand Box With Board, 300x300

Also available  
in other sizes!

Order No.	Product name	Focus	Length	Width	Height	Fall height	Area	Play value / Inclusion
0008297	Sand Kitchen A	3+	565 cm	485 cm	270 cm	55 cm	22m <sup>2</sup>	
0008295	Sand Kitchen B	3+	580 cm	440 cm	130 cm	50 cm	24m <sup>2</sup>	
0002659	Sand Box With Board, 300x300	-6	600 cm	600 cm	30 cm	30 cm	35m <sup>2</sup>	



N° 0008298  
Sand Work A

Discover  
our HPL colors  
on page 15



N° 0008299  
Sand Work B



N° 0008301  
Sand Play A

Order No.	Product name	Focus	Length	Width	Height	Fall height	Area	Play value / Inclusion
0008298	Sand Work A	3+	490 cm	490 cm	225 cm	60 cm	20 m <sup>2</sup>	
0008299	Sand Work B	3+	460 cm	450 cm	175 cm	80 cm	18 m <sup>2</sup>	
0008301	Sand Play A	3+	615 cm	490 cm	265 cm	100 cm	27 m <sup>2</sup>	

Subject to technical changes.



N° 0008302  
Sieve Table Sand Beetle



N° 0002652  
Sand Play Color Palette



N° 0008296  
Sand Play Big Ant

Order No.	Product name	Focus	Length	Width	Height	Fall height	Area	Play value / Inclusion
0002652	Sand Play Color Palette	3+	620 cm	450 cm	235 cm	50 cm	22 m <sup>2</sup>	
0008302	Sieve Table Sand Beetle	-6	545 cm	545 cm	235 cm	60 cm	21 m <sup>2</sup>	
0008296	Sand Play Big Ant	-6	720 cm	710 cm	300 cm	120 cm	38 m <sup>2</sup>	



N° 0002662  
Mud Table Hexagon



N° 0008304  
Baking Table Magic Flower



N° 0004142  
Mud Table Lucy



N° 0008300  
Fixed Crane

N° 0002664  
Rotary Crane



N° 0008303  
Mud Table Inclusion

Order No.	Product name	Focus	Length	Width	Height	Fall height	Area	Play value / Inclusion
0002662	Mud Table Hexagon	3+	370 cm	370 cm	60 cm	0 cm	11 m <sup>2</sup>	
0008304	Baking Table Magic Flower	-6	340 cm	340 cm	50 cm	50 cm	9 m <sup>2</sup>	
0004142	Mud Table Lucy	-6	340 cm	340 cm	30 cm	30 cm	9 m <sup>2</sup>	
0008300	Fixed Crane	3+	400 cm	320 cm	225 cm	0 cm	11 m <sup>2</sup>	
0002664	Rotary Crane	3+	450 cm	450 cm	225 cm	55 cm	16 m <sup>2</sup>	
0008303	Mud Table Inclusion	3+	470 cm	405 cm	220 cm	0 cm	16 m <sup>2</sup>	

Subject to technical changes.



N° 0004150  
Water Chute



N° 0002390  
Water Pump Stalex



N° 0003129  
Water Pump Stalex With  
Turnable Wheel

Minimal maintenance,  
maximum durability



N° 0004143  
Gutter, 100cm

Also available in  
lengths of 150 cm  
and 200 cm



N° 0004147  
Distribution Gutter, 100cm



N° 0003599  
Y-Gutter 150cm



N° 0003086  
Gold Digger Sieve, Fixed

Order No.	Product name	Focus	Length	Width	Height	Fall height	Area	Play value / Inclusion
0002390	Water Pump Stalex	3+	355 cm	355 cm	115 cm	20 cm	10 m <sup>2</sup>	    
0003129	Water Pump Stalex With Turnable Wheel	3+	360 cm	360 cm	125 cm	20 cm	10 m <sup>2</sup>	    
0004150	Water Chute	3+	400 cm	320 cm	80 cm	0 cm	11 m <sup>2</sup>	   
0004143	Gutter	3+	400 cm	325 cm	75 cm	0 cm	10 m <sup>2</sup>	   
0004147	Distribution Gutter	3+	500 cm	320 cm	80 cm	0 cm	15 m <sup>2</sup>	   
0003599	Y-Gutter 150	3+	470 cm	420 cm	85 cm	0 cm	16 m <sup>2</sup>	    
0003086	Gold Digger Sieve, Fixed	3+	350 cm	350 cm	40 cm	40 cm	10 m <sup>2</sup>	  




Combine modules according to your wishes



N° 0003044  
Mud Basin Rounded



N° 0003566  
Mud Basin Triangular



N° 0003880  
Paddle Wheel



N° 0003565  
Splash Table



N° 0003600  
Streaming Table



N° 0004044  
Archimedian Screw



N° 0003304  
Water Gate

Order No.	Product name	Focus	Length	Width	Height	Fall height	Area	Play value / Inclusion
0003044	Mud Basin Rounded	3+	365 cm	365 cm	35 cm	35 cm	12 m <sup>2</sup>	
0003566	Mud Basin Triangular	3+	375 cm	375 cm	55 cm	55 cm	11 m <sup>2</sup>	
0003880	Paddle Wheel	3+	360 cm	360 cm	35 cm	0 cm	11 m <sup>2</sup>	
0003565	Splash Table	3+	460 cm	360 cm	60 cm	0 cm	14 m <sup>2</sup>	
0003600	Streaming Table	3+	490 cm	350 cm	55 cm	0 cm	16 m <sup>2</sup>	
0004044	Archimedian Screw	3+	470 cm	380 cm	155 cm	0 cm	15 m <sup>2</sup>	
0003304	Water Gate	3+	370 cm	310 cm	35 cm	0 cm	10 m <sup>2</sup>	

Subject to technical changes.



N° 0008305  
Water Play A





















N° 0008306  
Water Play B



N° 0008307  
Sand Water Play A

Combine  
the fun and  
experience of  
both elements



Order No.	Product name	Focus	Length	Width	Height	Fall height	Area	Play value / Inclusion
0008305	Water Play A	3+	655 cm	615 cm	135 cm	20 cm	30 m <sup>2</sup>	     
0008306	Water Play B	3+	560 cm	485 cm	155 cm	40 cm	22 m <sup>2</sup>	     
0008307	Sand Water Play A	3+	965 cm	780 cm	225 cm	50 cm	57 m <sup>2</sup>	     



**Colorful with  
powder coating**

Mud Table Inclusion in Muenster







# Naturally appealing

## Lucy design line

**Playful, lively, distinctive:**  
our Lucy design series inspires with  
imaginative climbing combinations  
and swings – crowned with cheerful flower  
appliqués as a charming trademark.



## Lucy design line

Our Lucy series combines varied climbing combinations and swings to create lively play areas with high recognition value. Characteristic floral appliqués add cheerful accents and immediately appeal to children. Whether with elegant stainless steel posts or natural robinia wood, the products impress with their stability, durability and harmonious design that blends into different environments.

Children experience movement in its most beautiful form: climbing, swinging, balancing and laughing together. Different heights and challenges promote strength, coordination and self-confidence. At the same time, the playful details stimulate imagination and role play. 'Lucy' creates places where motor development, social interaction and aesthetic experience come together in an inspiring way.



N° 0003168  
Play Combi Lucy, Robinia

Order No.	Product name	Focus	Length	Width	Height	Fall height	Area	Play value / Inclusion
0003168	Play Combi Lucy, Robinia	3+	705 cm	615 cm	295 cm	58 cm	22 m <sup>2</sup>	



Play Combi Lucy with flowers in Fellbach



N° 0003739  
Square Tower Lucy, Robinia



M ade from  
natural robinia  
wood



N° 0003525  
Hammock, Robinia



N° 0003116  
Toddler's Swing Lucy, Robinia

Also  
possible  
with stainless  
steel posts



N° 0005165  
Toddler's Swing Lucy-Style

Order No.	Product name	Focus	Length	Width	Height	Fall height	Area	Play value / Inclusion
0003739	Square Tower Lucy, Robinia	-6	620 cm	455 cm	285 cm	100 cm	22 m <sup>2</sup>	
0003525	Hammock, Robinia	—	695 cm	460 cm	130 cm	60 cm	31 m <sup>2</sup>	
0003116	Toddler's Swing Lucy, Robinia	-3	330 cm	175 cm	180 cm	100 cm	7 m <sup>2</sup>	
0005165	Toddler's Swing Lucy-Style	-3	330 cm	175 cm	180 cm	100 cm	12 m <sup>2</sup>	



N° 0003727  
Mini Nest Swing Lucy, Robinia



N° 0003522  
Nest Swing Lucy, Robinia



N° 0003665  
Single Swing Lucy, Robinia



N° 0004140  
Double Swing Lucy, Robinia

Order No.	Product name	Focus	Length	Width	Height	Fall height	Area	Play value / Inclusion
0003727	Mini Nest Swing Lucy, Robinia	-6	400 cm	270 cm	205 cm	100 cm	11 m <sup>2</sup>	
0003522	Nest Swing Lucy, Robinia	3+	800 cm	280 cm	280 cm	150 cm	22 m <sup>2</sup>	
0003665	Single Swing Lucy, Robinia	3+	820 cm	180 cm	285 cm	145 cm	15 m <sup>2</sup>	
0004140	Double Swing Lucy, Robinia	3+	820 cm	315 cm	280 cm	150 cm	34 m <sup>2</sup>	



N° 0008492  
**Flower House Lucy**



N° 0008491  
**Flower Combi Lucy**

Order No.	Product name	Focus	Length	Width	Height	Fall height	Area	Play value / Inclusion
0008492	Flower House Lucy	3+	800 cm	635 cm	335 cm	100 cm	32 m <sup>2</sup>	
0008491	Flower Combi Lucy	6+	865 cm	715 cm	415 cm	220 cm	41 m <sup>2</sup>	



Square Tower Lucy with flowers in Denmark

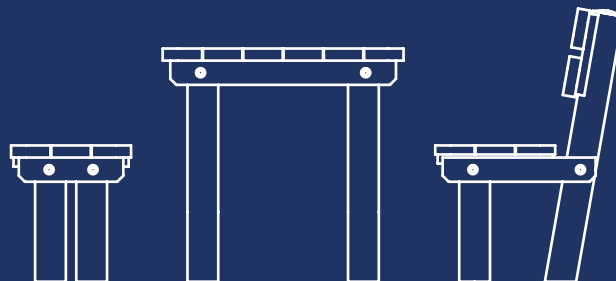




# Relaxation and quality of stay

## Road And Park Equipment

**Creating meeting places that connect and inspire: our road and park equipment invites people to linger, discover, and get creative — robust, well thought-out, and designed for all generations.**



## Wege- und Parkausstattungen

Outdoor spaces are more than just functional areas – they are meeting places, retreats and adventure zones all at once.

Our road and park equipment elements create inviting lounge areas with seating groups, benches, tables and lounging beams that bring people of all ages together. Clear design, durable materials and robust construction ensure lasting quality in public spaces. At the same time, a wide range of designs allow for harmonious integration into different environments – from natural green spaces to lively play areas.

Additional elements open up playful spaces for children in particular. They promote perception, creativity and communication and invite joint discovery and experimentation. Low-threshold stimuli create situations that arouse curiosity and strengthen social interaction. In this way, quality of stay and educational added value combine to create holistically designed outdoor areas with a lasting impact for all generations.



N° 0002380  
Wooden Log Bench A

Also available  
entirely in  
stainless steel



N° 0008434  
Wooden Log Bench A, VA

Order No.	Product name	Focus	Length	Width	Height	Fall height	Area	Play value / Inclusion
0002380	Wooden Log Bench A	6+	–	–	85 cm	–	–	 
0008434	Wooden Log Bench A, VA	6+	–	–	90 cm	–	–	 



Wooden Log Bench A in Calbe



N° 0003459  
Stilt Seat, Large



N° 0008439  
Grass Seat Worm

Also possible in  
GrasArt design



N° 0002854  
Wooden Log Bench B



N° 0003262  
Wooden Log Bench C

Order No.	Product name	Focus	Length	Width	Height	Fall height	Area	Play value / Inclusion
0003459	Stilt Seat, Large	6+	—	—	175 cm	—	—	
0008439	Grass Seat Worm	6+	—	—	235 cm	—	—	
0002854	Wooden Log Bench B	6+	—	—	60 cm	—	—	
0003262	Wooden Log Bench C	6+	—	—	190 cm	—	—	



N° 0008549  
**Bench**







N° 0008550  
**Bench Without Backrest**



N° 0008435  
**Table**



N° 0008437  
**Rope Bench**

Order No.	Product name	Focus	Length	Width	Height	Fall height	Area	Play value / Inclusion
0008549	Bench	—	—	—	85 cm	—	—	
0008550	Bench Without Backrest	—	—	—	45 cm	—	—	
0008435	Table	—	—	—	80 cm	—	—	
0008437	Rope Bench	6+	—	—	105 cm	—	—	

Subject to technical changes.




N° 0008548  
Seating Arrangement




N° 0008436  
Open Circle Seating

Various HPL colors and motif  
milling options available



N° 0003814  
Cubic Seat

Order No.	Product name	Focus	Length	Width	Height	Fall height	Area	Play value / Inclusion
0008548	Seating Arrangement	—	—	—	85 cm	—	—	 
0008436	Open Circle Seating	3+	—	—	75 cm	—	—	 
0003814	Cubic Seat	—	—	—	40 cm	—	—	 



N° 0008515  
Magic Target



N° 0008438  
Chalk Board



N° 0009195  
Phone Box Horchi Duo



N° 0006376  
Telescope



N° 0006929  
Kaleidoscope

With rotating effects in the lens

Order No.	Product name	Focus	Length	Width	Height	Fall height	Area	Play value / Inclusion
0008438	Chalk Board	3+	590 cm	320 cm	185 cm	0 cm	17 m <sup>2</sup>	  
0008515	Magic Target	3+	480 cm	480 cm	300 cm	0 cm	18 m <sup>2</sup>	
0009195	Phone Box Horchi Duo	—	2*Ø310 cm	2*Ø310 cm	100 cm	0 cm	2 x 8 m <sup>2</sup>	   
0006376	Telescope	3+	—	—	115 cm	—	—	  
0006929	Kaleidoscope	3+	—	—	115 cm	—	—	  

Subject to technical changes.



N° 0008221  
Puzzle Pillar Habitats



Discover  
our HPL colors  
on page  
15



N° 0008223  
Puzzle Pillar Meadow



N° 0008222  
Puzzle Pillar Professions

Order No.	Product name	Focus	Length	Width	Height	Fall height	Area	Play value / Inclusion
0008221	Puzzle Pillar Habitats	-6	Ø 360 cm	Ø 360 cm	150 cm	< 60 cm	10 m <sup>2</sup>	
0008223	Puzzle Pillar Meadow	-6	Ø 360 cm	Ø 360 cm	150 cm	< 60 cm	10 m <sup>2</sup>	
0008222	Puzzle Pillar Professions	-6	Ø 360 cm	Ø 360 cm	150 cm	< 60 cm	10 m <sup>2</sup>	



Open Circle Seating in Brandenburg



Rope Bench in Lengfeld

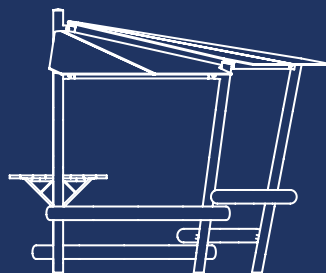




# Shade and interaction

## Pavilions

**Protected meeting places with added value: our pavilions offer sun protection and plenty of space for people to meet and chat – modular in design and customizable to suit your needs.**



## Pavilions and sun protection


Our pavilions create covered areas that offer protection while maintaining an open feel. They serve as meeting places, retreats and communication hubs for children, families and especially teenagers. Whether in schoolyards, on playgrounds or leisure facilities, they structure outdoor areas and enhance the quality of the space by providing reliable protection from the sun and weather. Clear shapes, durable materials and robust construction ensure lasting stability in public spaces.

Thanks to their sophisticated modular design, our pavilions can be individually configured and adapted to different requirements. Size, equipment and details can be flexibly combined to create unique solutions. Optional integrated solar-powered charging stations provide additional benefits and appeal particularly to young people. The result is modern meeting places that combine functionality, sustainability and creative freedom.



N° 0008312  
**Pavilion G**

Order No.	Product name	Focus	Length	Width	Height	Fall height	Area	Play value / Inclusion
0008312	Pavilion G	6+	—	—	270 cm	—	—	



Pavilion G in Friesack








N° 0008314  
Pavilion A



N° 0008316  
Parasol A



N° 0008315  
Pavilion B

Order No.	Product name	Focus	Length	Width	Height	Fall height	Area	Play value / Inclusion
0008316	Parasol A	—	—	—	285 cm	—	—	
0008314	Pavilion A	6+	—	—	295 cm	—	—	 
0008315	Pavilion B	6+	—	—	335 cm	—	—	  

Subject to technical changes.



Thematically appealing powder coating possible



N° 0008309  
**Pavilion E**



N° 0008313  
**Pavilion H**

Order No.	Product name	Focus	Length	Width	Height	Fall height	Area	Play value / Inclusion
0008309	Pavilion E	6+	815 cm	565 cm	270 cm	100 cm	34 m <sup>2</sup>	
0008313	Pavilion H	6+	—	—	275 cm	—	—	


Subject to technical changes.



N° 0008310  
**Pavilion C**



N° 0008311  
**Pavilion F**


Order No.	Product name	Focus	Length	Width	Height	Fall height	Area	Play value / Inclusion
0008310	Pavilion C	6+	—	—	370 cm	—	—	  
0008311	Pavilion F	6+	820 cm	665 cm	270 cm	100 cm	47 m <sup>2</sup>	      

Subject to technical changes.

Different  
HPL colors  
possible



N° 0008308  
**Pavilion D**




Order No.	Product name	Focus	Length	Width	Height	Fall height	Area	Play value / Inclusion
0008308	Pavilion D	6+	—	—	340 cm	—	—	


Subject to technical changes.



The smart sun protection

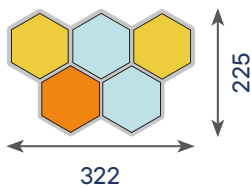


N° 0002855  
Sun Roof Hexagon

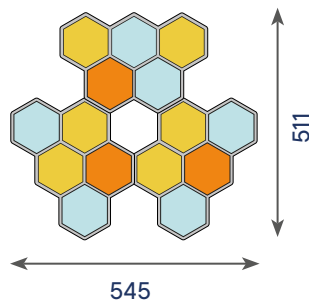


Various combinations and designs of HPL, acrylic glass, and mesh fabric

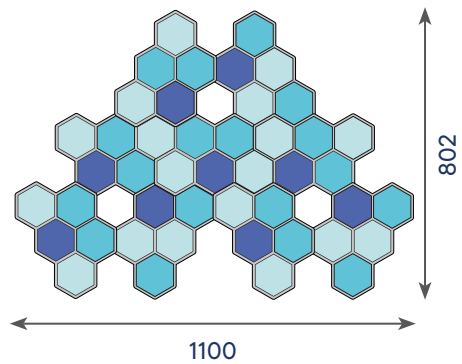
Individual sizes possible through interconnected assemblies



Basic structure  
5 honeycombs



Example „Sun“  
3 sets



Example „Aqua“  
9 sets

Order No.	Product name	Focus	Length	Width	Height	Fall height	Area	Play value / Inclusion
0002855	Sun Roof Hexagon	—	—	—	270 cm	—	—	

Subject to technical changes.

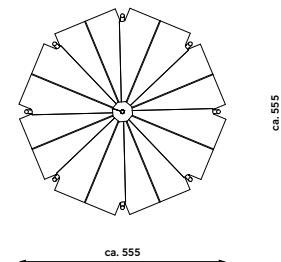
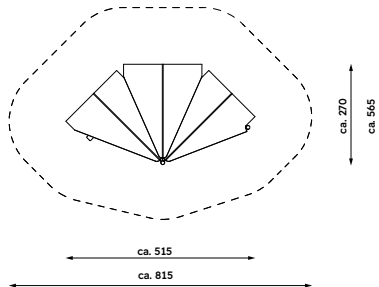
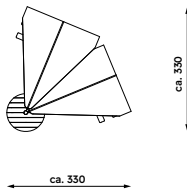
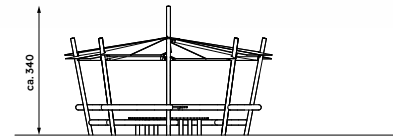
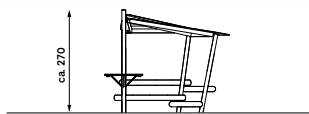


Hexagon sun roof elements can be combined according to your wishes.

## Tailored to your needs

Our pavilions offer maximum design freedom and sophisticated modularity. Individual modules are used to create a customised meeting place that is optimally adapted to the available space, architectural conditions and educational requirements. Size, basic shape and equipment can be flexibly combined to create both small retreats and spacious meeting areas. The result is a protected space that provides structure and conveys openness at the same time.

Seating, tables and integrated play elements can be added and rearranged as required. This makes the pavilion a versatile place for exchange, group work or relaxed breaks in the shade. On request, the system can be expanded to include a charging station with a solar module – a contemporary solution that combines sustainability and comfort. The result is a lively centrepiece that harmoniously combines functionality, quality of stay and individual design.



Depending on the number and combination of modules, different basic shapes and sizes are possible.



## Combinable pavilion modules



**Single roof segment**

A central support post is required to assemble a pavilion.



**Bench**



**Bench Without Backrest**



**Wooden Log Bench**



**Triangular Net**



**Wooden Wall**



**Wooden Wall With Bench**

## Central Elements



**Table, Single**



**Stool, Single**



**Semicircular Bench, Single**



**Seating Circle, Complete**

**Also possible as charging station!**



With an additional solar module on the roof, the table can be expanded during the planning phase to include a charging station with USB ports or induction charging. Contact us, we will be happy to advise you!

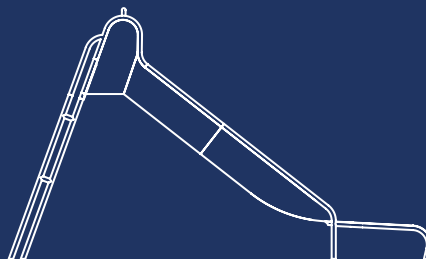




# Höhe trifft auf Geschwindigkeit

## Stainless Steel Slides

**Bewegung, Abenteuer und leuchtende  
Kinderaugen – unsere hochwertigen  
Edelstahlrutschen verbinden Sicherheit,  
Qualität und innovativen Spielspaß  
auf jedem Spielplatz.**



## Edelstahl-Rutschen

Rutschen gehören zu den beliebtesten Spielgeräten auf jedem Spielplatz – sie fördern Mut, Koordination und Körpergefühl auf spielerische Weise. Unsere Rutschen werden in eigener Fertigung aus hochwertigem Edelstahl hergestellt und stehen für Langlebigkeit, Sicherheit und zeitloses Design. Ob freistehend oder als Anbaurutsche, gemuldet oder Kastenform, in unterschiedlichen Breiten und Höhen: wir haben genau die passende Rutsche für Ihr Projekt.

Die glatte, robuste Oberfläche sorgt für optimale Gleiteigenschaften und hohen Spielkomfort – selbst bei intensiver Nutzung. Besonders an warmen Tagen überzeugt unsere **innovative Rutschenkühlung**, die für angenehm temperierte Rutschflächen sorgt. Unterschiedliche Einstiegshöhen, Podestlösungen und Variationen schaffen abwechslungsreiche Spielerlebnisse und laden Kinder immer wieder zu neuen Bewegungsabenteuern ein. So werden Motorik, Gleichgewichtssinn und Selbstvertrauen nachhaltig gestärkt – mit jeder Rutschpartie.




**Free Standing Slide, U-Shaped**

Order No.	Product name	Platform height	Width	Length	Area
0003241	Free Standing Slide, U-Shaped, PH150	150 cm	410 cm	580 cm	18 m <sup>2</sup>
0003973	Free Standing Slide, U-Shaped, PH200	200 cm	475 cm	660 cm	22 m <sup>2</sup>



**Free Standing Slide, Box-Shaped**

Order No.	Product name	Platform height	Width	Length	Area
0008947	Free Standing Slide, Box-Shaped, PH100	100 cm	350 cm	560 cm	12 m <sup>2</sup>
0008948	Free Standing Slide, Box-Shaped, PH150	150 cm	350 cm	635 cm	17 m <sup>2</sup>
0008949	Free Standing Slide, Box-Shaped, PH200	200 cm	430 cm	710 cm	21 m <sup>2</sup>



Doppelhelix-Rutsche in Las Vegas, USA



Also possible with special slide exit

### Spielbau Slide, U-Shaped

Order No.	Product name	Platform height	Width	Length	Area
0002569	Spielbau Slide, U-Shaped, PH100	100 cm	365 cm	460 cm	14 m <sup>2</sup>
0002571	Spielbau Slide, U-Shaped, PH150	150 cm	410 cm	525 cm	16 m <sup>2</sup>
0002573	Spielbau Slide, U-Shaped, PH200	200 cm	475 cm	585 cm	20 m <sup>2</sup>
0002575	Spielbau Slide, U-Shaped, PH250	250 cm	490 cm	655 cm	22 m <sup>2</sup>



### Spielbau Slide, Box-Shaped

Order No.	Product name	Platform height	Width	Length	Area
0002883	Spielbau Slide, Box-Shaped, 50.100	100 cm	350 cm	370 cm	10 m <sup>2</sup>
0004008	Spielbau Slide, Box-Shaped, 50.150	150 cm	350 cm	425 cm	12 m <sup>2</sup>
0003280	Spielbau Slide, Box-Shaped, 50.200	200 cm	430 cm	485 cm	15 m <sup>2</sup>
0004212	Spielbau Slide, Box-Shaped, 50.250	250 cm	485 cm	540 cm	18 m <sup>2</sup>
0003323	Spielbau Slide, Box-Shaped, 100.100	100 cm	400 cm	370 cm	13 m <sup>2</sup>
0003303	Spielbau Slide, Box-Shaped, 100.150	150 cm	400 cm	425 cm	15 m <sup>2</sup>
0004215	Spielbau Slide, Box-Shaped, 100.200	200 cm	480 cm	485 cm	19 m <sup>2</sup>
0004217	Spielbau Slide, Box-Shaped, 100.250	250 cm	535 cm	540 cm	22 m <sup>2</sup>



### Attachable Slide, Box-Shaped

Order No.	Product name	Platform height	Width	Length	Area
0003621	Attachable Slide, Box-Shaped, 50.100	100 cm	350 cm	400 cm	12 m <sup>2</sup>
0003722	Attachable Slide, Box-Shaped, 50.150	150 cm	350 cm	455 cm	14 m <sup>2</sup>
0003279	Attachable Slide, Box-Shaped, 50.100	200 cm	430 cm	485 cm	17 m <sup>2</sup>
0004226	Attachable Slide, Box-Shaped, 50.250	250 cm	485 cm	570 cm	20 m <sup>2</sup>
0002821	Attachable Slide, Box-Shaped, 100.100	100 cm	400 cm	400 cm	15 m <sup>2</sup>
0004218	Attachable Slide, Box-Shaped, 100.150	150 cm	400 cm	455 cm	17 m <sup>2</sup>
0004220	Attachable Slide, Box-Shaped, 100.100	200 cm	480 cm	485 cm	21 m <sup>2</sup>
0004222	Attachable Slide, Box-Shaped, 100.250	250 cm	535 cm	570 cm	24 m <sup>2</sup>



**Spielbau Wave Slide**

Order No.	Product name	Platform height	Width	Length	Area
0003596	Spielbau Wave Slide, 50.200	200 cm	430 cm	560 cm	19 m <sup>2</sup>
0004232	Spielbau Wave Slide, 50.250	250 cm	485 cm	620 cm	22 m <sup>2</sup>
0004233	Spielbau Wave Slide, 100.200	200 cm	480 cm	570 cm	22 m <sup>2</sup>
0004235	Spielbau Wave Slide, 100.250	250 cm	535 cm	620 cm	25 m <sup>2</sup>



**Attachable Wave Slide**

Order No.	Product name	Platform height	Width	Length	Area
0003597	Attachable Wave Slide, 50.200	200 cm	430 cm	595 cm	21 m <sup>2</sup>
0004228	Attachable Wave Slide, 50.200	250 cm	485 cm	655 cm	24 m <sup>2</sup>
0004230	Attachable Wave Slide, 100.200	200 cm	480 cm	595 cm	24 m <sup>2</sup>
0004229	Attachable Wave Slide, 100.200	250 cm	535 cm	655 cm	27 m <sup>2</sup>



Order No.	Product name	Platform height	Width	Length	Area
0004236	Steep Slide A	250 cm	475 cm	570 cm	20 m <sup>2</sup>



Order No.	Product name	Platform height	Width	Length	Area
0004237	Tunnel Slide	250 cm	515 cm	655 cm	23 m <sup>2</sup>



N° 0008954  
**Slide Platform, 90x90**



N° 0008955  
**Slide Platform, 127x127**



N° 0004239  
**Safety Handle**

**Compatible with our trough slides**



N° 0003142  
**Special Slide Exit**



## World first: our cooled slide

On sunny days, stainless-steel slides can quickly become a challenge: their surfaces can heat up to as much as 63 °C – and sliding already becomes uncomfortable from 39 °C. To guarantee fun and safety even in midsummer, we have developed an innovative, solar-powered water-cooling system.

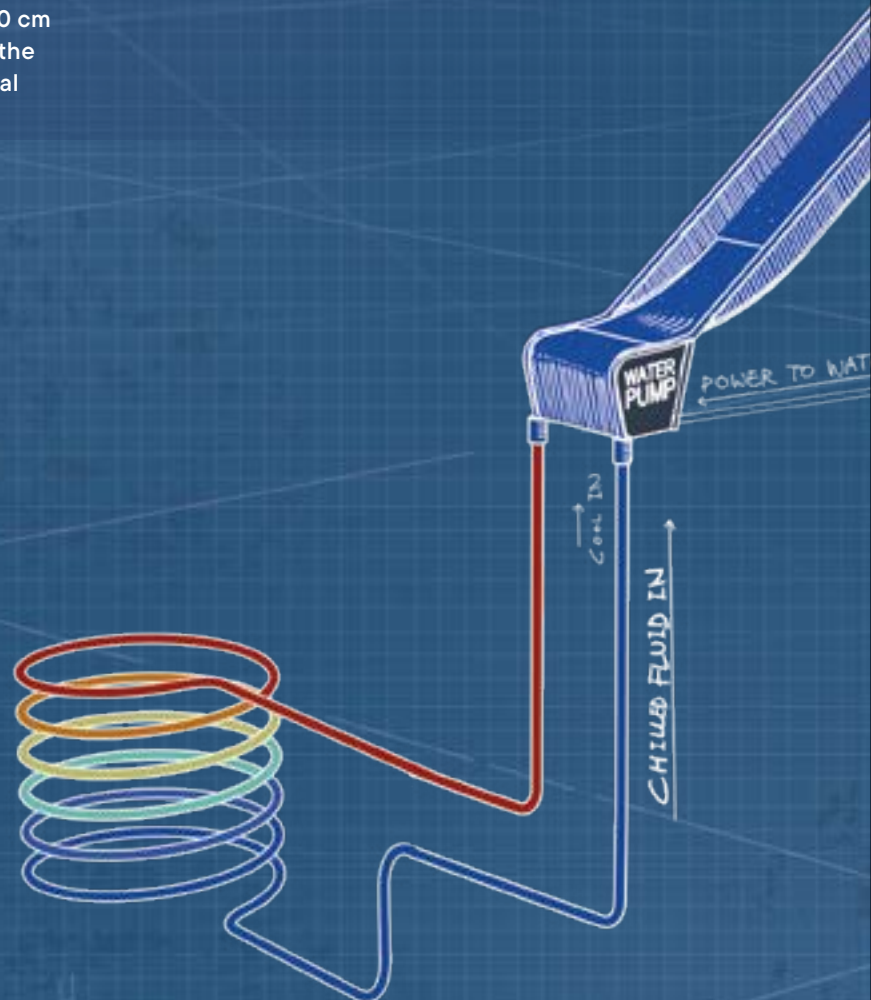
It selectively regulates the temperature of the lower section of the slide, ensuring pleasantly cool surfaces – sustainable, resource-efficient, and completely independent of external energy sources.

The cooling module is compatible with our spielbau box slides and provides cooling depending on platform height: at 60 cm, the entire surface is cooled, while at 150 cm, the lower 130 cm are reliably temperature-controlled. Thanks to the closed-loop system, it operates with exceptional efficiency and is frost-proof in winter.

With this innovation, you're choosing greater comfort, more safety, and more joy. Our cooled box slide ensures that children and adults alike can glide effortlessly even on the hottest summer days – for relaxed moments and happy visitors.

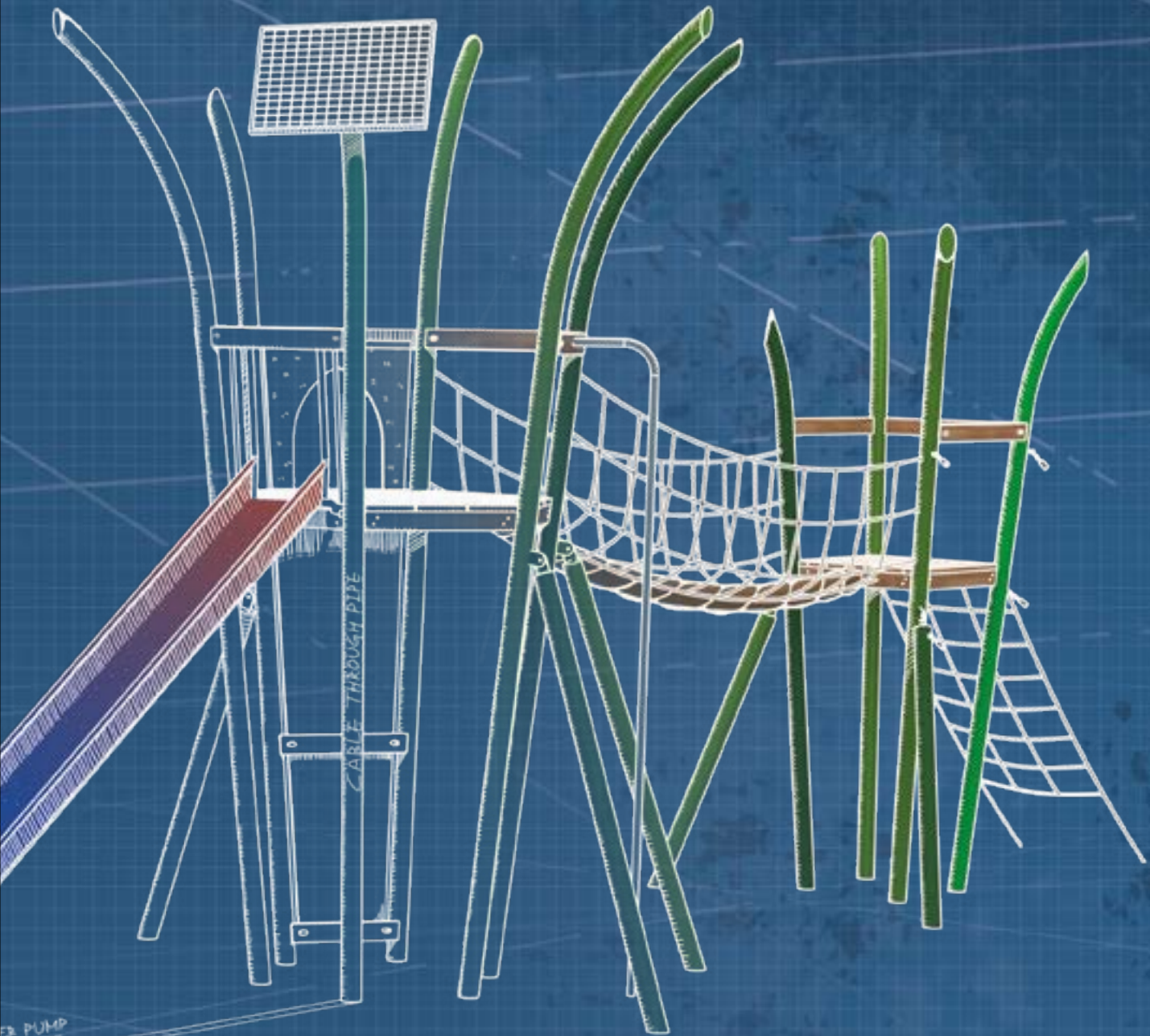
Advantages at a glance:

- Pleasant slide temperatures, even on hot summer days
- No additional energy source required
- Solar-powered & environmentally friendly
- Closed-loop system – no water loss
- Frost-proof in winter
- Long-lasting, low-maintenance technology

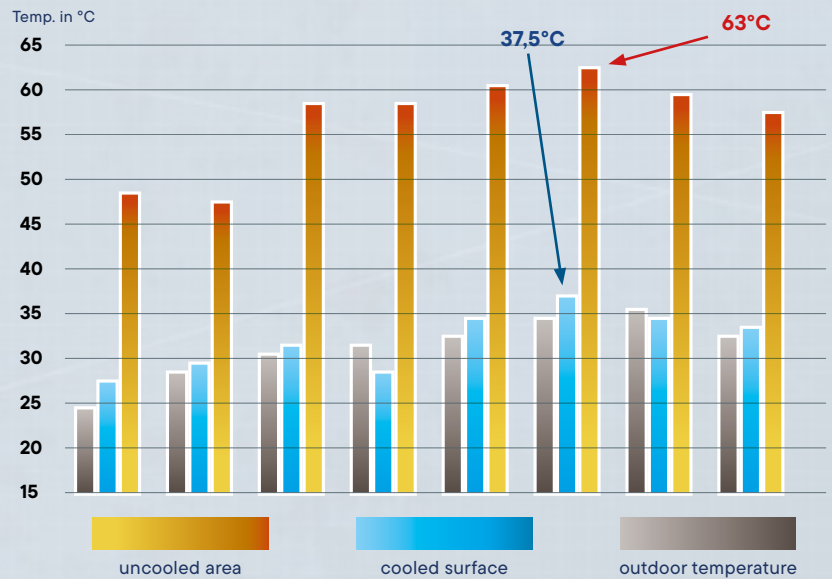



More details:





Our tests in August 2020 – the warmest month of the year – produced impressive results. At an outdoor temperature of 35 °C, the uncooled surface reached over 63 °C! The cooled section, on the other hand, remained at a refreshing 37.5 °C – only slightly above the outdoor temperature, and that consistently throughout the entire month.





Helix Slide in USA



Curved Tunnel Slide in Grossraeschen





# Climbing adventures for young and old

## Climbing product line

**Climbing, swinging, balancing — our versatile classics bring movement, excitement, and motor challenges to every playground.**



## Climbing product line

Climbing is a fundamental part of child development — it strengthens coordination, strength and self-confidence in equal measure. Our classics such as horizontal bars, climbing combinations, rope landscapes, and net structures offer versatile movement incentives for different age groups. Children can try things out, test their limits, and find their own solutions. Variable degrees of difficulty create exciting challenges that appeal to both beginners and experienced climbers and motivate them in the long term.

Whether freestanding or as part of a larger play area, our climbing elements can be flexibly integrated into existing concepts. Different heights, grip variations, and directions of movement promote balance, body tension, and spatial awareness. At the same time, they create communicative meeting places where children can develop strategies together and strengthen their social skills. This turns every playground into a lively space for movement and adventure that combines sustainable development with long-lasting quality.



N° 0008320

**Climbing Combi Summit**

Order No.	Product name	Focus	Length	Width	Height	Fall height	Area	Play value / Inclusion
0008320	Climbing Combi Summit	6+	995 cm	685 cm	345 cm	250 cm	46 m <sup>2</sup>	



Climbing Combi Summit in Fellbach



N° 0002430  
Horizontal Bar, 100




N° 0002431  
Horizontal Bar, Double, 100-130






















N° 0002432  
Horizontal Bar, Triple, 100-130-180



N° 0002433  
Star Bar, Triple, 100-130-180



N° 0008322  
Climbing Combi Rock Wall

Order No.	Product name	Focus	Length	Width	Height	Fall height	Area	Play value / Inclusion
0002430	Horizontal Bar, 100	3+	460 cm	310 cm	110 cm	100 cm	13 m <sup>2</sup>	   
0002431	Horizontal Bar, Double, 100-130	6+	610 cm	310 cm	135 cm	130 cm	17 m <sup>2</sup>	   
0002432	Horizontal Bar, Triple, 100-130-180	6+	760 cm	410 cm	185 cm	180 cm	24 m <sup>2</sup>	   
0002433	Star Bar, Triple, 100-130-180	6+	700 cm	565 cm	190 cm	190 cm	23 m <sup>2</sup>	   
0008322	Climbing Combi Rock Wall	3+	945 cm	580 cm	270 cm	270 cm	41 m <sup>2</sup>	   



N° 0008318  
**Climbing Combi Ascent**



N° 0008319  
**Climbing Combi Ledge**



N° 0008321  
**Climbing Combi Mountain Terrace**

Order No.	Product name	Focus	Length	Width	Height	Fall height	Area	Play value / Inclusion
0008318	Climbing Combi Ascent	3+	630 cm	600 cm	200 cm	200 cm	30 m <sup>2</sup>	
0008319	Climbing Combi Ledge	3+	635 cm	545 cm	200 cm	100 cm	27 m <sup>2</sup>	
0008321	Climbing Combi Mountain Terrace	3+	845 cm	740 cm	270 cm	175 cm	42 m <sup>2</sup>	

Subject to technical changes.



N° 0008323  
Climbing Combi Rock Tower



N° 0008305  
Lookout Stand



N° 0008324  
Climbing Combi Steep Slope

Order No.	Product name	Focus	Length	Width	Height	Fall height	Area	Play value / Inclusion
0008323	Climbing Combi Rock Tower	3+	555 cm	475 cm	280 cm	150 cm	21 m <sup>2</sup>	
0003805	Lookout Stand	3+	670 cm	520 cm	420 cm	200 cm	26 m <sup>2</sup>	
0008324	Climbing Combi Steep Slope	3+	1060 cm	670 cm	295 cm	295 cm	52 m <sup>2</sup>	

Subject to technical changes.



N° 0002414  
Balance Path, Small




N° 0008325  
Rope Landscape Eagle Route

Order No.	Product name	Focus	Length	Width	Height	Fall height	Area	Play value / Inclusion
0002414	Balance Path, Small	6+	1370 cm	760 cm	255 cm	100 cm	79 m <sup>2</sup>	
0008325	Rope Landscape Eagle Route	6+	1975 cm	1095 cm	490 cm	300 cm	135 m <sup>2</sup>	


Subject to technical changes.



N° 0005317  
Rope Cube



N° 0002411  
Hexagon Climbing Spider



N° 0008326  
Double Climbing Spider

Order No.	Product name	Focus	Length	Width	Height	Fall height	Area	Play value / Inclusion
0005317	Rope Cube	3+	780 cm	785 cm	235 cm	200 cm	58 m <sup>2</sup>	   
0002411	Hexagon Climbing Spider	6+	900 cm	845 cm	280 cm	270 cm	61 m <sup>2</sup>	      
0008326	Double Climbing Spider	3+	1075 cm	810 cm	195 cm	175 cm	69 m <sup>2</sup>	      



Discover  
our powder  
coating colors  
on page 15



N° 0008328  
**Climbing Arches Mountain Pass**



N° 0008327  
**Climbing Combi Mountain Trail**

Order No.	Product name	Focus	Length	Width	Height	Fall height	Area	Play value / Inclusion
0008328	Climbing Arches Mountain Pass	3+	710 cm	615 cm	205 cm	205 cm	38 m <sup>2</sup>	
0008327	Climbing Combi Mountain Trail	6+	1070 cm	900 cm	290 cm	280 cm	68 m <sup>2</sup>	

Subject to technical changes.





# Vielseitige Bewegungs- angebote



Hexagon Climbing Spider in Amtsberg



Double Climbing Spider in Delitzsch



**Ready to  
hang around**






# Imaginative adventures

**Theme Worlds product line**

**Play worlds that spark the imagination – our  
themed playground equipment transforms  
every area into a lively adventure  
full of stories.**



## Theme Worlds product line

Themed worlds open up spaces for children to use their imagination, role-play, and develop creatively. Whether tractors, buggies, airplanes, dinosaurs, or elephants – our themed products take familiar images and transform them into walk-in adventures. By immersing themselves in different roles, children develop social skills, language skills, and empathy. At the same time, the play options promote motor skills, balance, and coordination in a playful way.

Theme-based products create identification and make playgrounds unique places of experience with recognition value. Children invent stories, slip into new roles, and actively and independently shape their play. Different levels of difficulty and movement options ensure that different age groups can play together. This creates lively meeting places that combine imagination and movement and unite sustainable development with high-quality, durable construction.



N° 0003800  
**Tractor A**

Order No.	Product name	Focus	Length	Width	Height	Fall height	Area	Play value / Inclusion
0008649	Tractor A	3+	1130 cm	750 cm	400 cm	220 cm	63 m <sup>2</sup>	

Subject to technical changes.



Spielkombi Traktor in Köln



N° 0008656  
Buggy A

Imaginative  
play experiences  
for explorers of  
all ages



N° 0008650  
Fire Truck A

Order No.	Product name	Focus	Length	Width	Height	Fall height	Area	Play value / Inclusion
0008656	Buggy A	3+	450 cm	410 cm	110 cm	100 cm	17 m <sup>2</sup>	
0008650	Fire Truck A	3+	640 cm	630 cm	260 cm	120 cm	29 m <sup>2</sup>	

Subject to technical changes.



N° 0002655  
**Sunken Locomotive**




N° 0008651  
**Combine Harvester A**

Order No.	Product name	Focus	Length	Width	Height	Fall height	Area	Play value / Inclusion
0002655	Sunken Locomotive	3+	605 cm	420 cm	160 cm	100 cm	23 m <sup>2</sup>	
0008651	Combine Harvester A	3+	1160 cm	820 cm	350 cm	250 cm	66 m <sup>2</sup>	

Subject to technical changes.



N° 0008655  
**Airplane A**



Order No.	Product name	Focus	Length	Width	Height	Fall height	Area	Play value / Inclusion
0008655	Airplane A	6+	1665 cm	1610 cm	435 cm	300 cm	171 m <sup>2</sup>	

Subject to technical changes.



N° 0008654  
Flying Dinosaur A



Order No.	Product name	Focus	Length	Width	Height	Fall height	Area	Play value / Inclusion
0008654	Flying Dinosaur A	3+	1650 cm	1300 cm	495 cm	250 cm	134 m <sup>2</sup>	

Subject to technical changes.

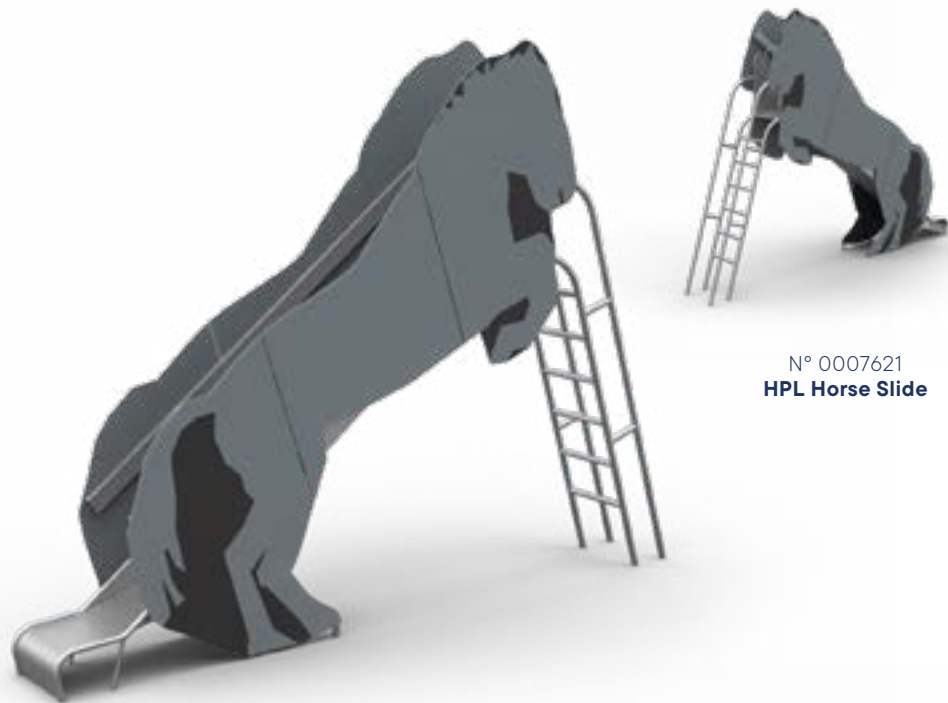


N° 0008653  
Piranha A



N° 0003799  
Elephant A



Order No.	Product name	Focus	Length	Width	Height	Fall height	Area	Play value / Inclusion
0008653	Piranha A	-6	635 cm	570 cm	150 cm	150 cm	28 m <sup>2</sup>	
0003799	Elephant A	3+	995 cm	465 cm	275 cm	275 cm	35 m <sup>2</sup>	



N° 0007621  
HPL Horse Slide



N° 0003653  
Play Earth A

Order No.	Product name	Focus	Length	Width	Height	Fall height	Area	Play value / Inclusion
0007621	HPL Horse Slide	3+	770 cm	430 cm	320 cm	200 cm	25 m <sup>2</sup>	
0003653	Play Earth A	3+	1020 cm	695 cm	390 cm	150 cm	56 m <sup>2</sup>	

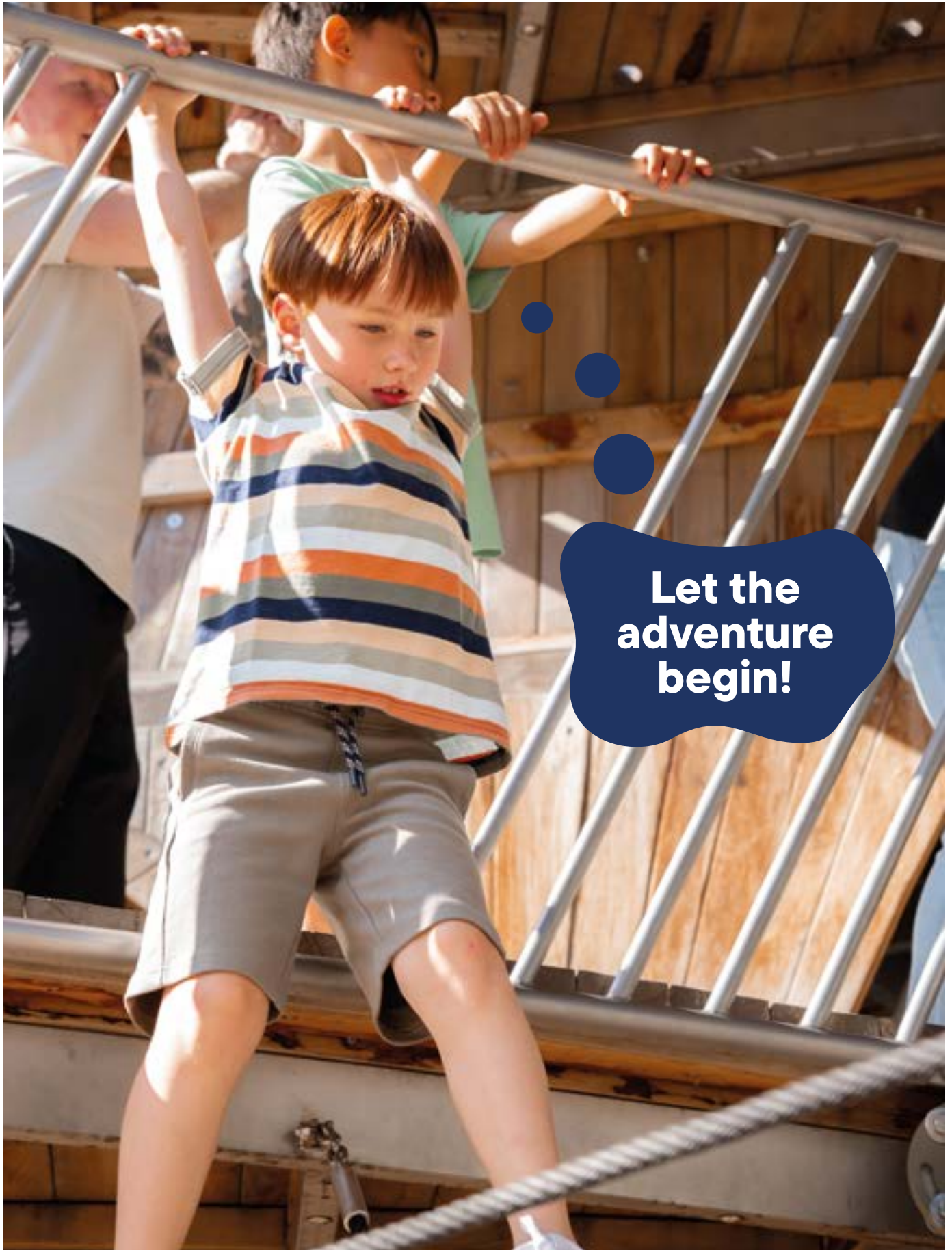
Subject to technical changes.



**Play Earth in Herne**



**Combine Harvester A in Perleberg**



**Let the  
adventure  
begin!**

## More product lines in book #3

In our Book #2 “Products,” we provided you with a comprehensive overview of our proven design and play value lines — well-thought-out concepts, high-quality materials, and creative solutions for modern play areas. However, our journey does not end there: in Book #3 “Fresh,” you can expect to see the consistent expansion of our product range. Here we present further product lines that set new trends and create fresh accents on every playground. Look forward to great highlights that act as real attractions, innovative fitness equipment for all generations, and completely newly developed series that take functionality, design, and play fun to a new level.

“Fresh” stands for inspiration, further development, and the passion to constantly rethink play areas. In addition to impressive main attractions, you will also find smaller, perfectly coordinated additions that sensibly round off existing play areas and enrich their design. This creates individual play and movement landscapes with recognition value and lasting added value. Together, books #2 “Products” and #3 “Fresh” form our complete product range – a strong basis for your planning and implementation. Discover the diversity of our other lines now and be inspired by new ideas that make playgrounds even more lively, versatile, and attractive.



Kobito and Linie M in Creche Hosingen



Up & Higher



Hexolino



Ninja Frame



TryAngle



Calisthenics



Linie M



Movement



Swings



Spring Riders



Layers Tower A in Australien



You can find  
more high towers  
in Book #3.





## Find what you are looking for more quickly

<b>Keyword</b>	<b>Page</b>	<b>Keyword</b>	<b>Page</b>
About spielbau	... 4	Focus group	... 22
Airplane A	... 240	Frame	... 90-107
Archimedian Screw	... 177	Frame Baking House Lund	... 98
Attachable Slide, Box-Shaped	... 214	Frame Baking House Malmo	... 94
Attachable Wave Slide	... 215	Frame Belly Swing	... 99
Baking Table Magic Flower	... 175	Frame Block House Aalborg	... 103
Balance Path, Small	... 227	Frame Climbing House Odensee	... 102
Barrel	... 161	Frame Club House Kiruna	... 102
Bench	... 193	Frame Cooking House Bergen	... 98
Bench Without Backrest	... 193	Frame Nest Swing	... 100
Book #3 Fresh	... 246-247	Frame Net House Gothenburg	... 101
Buggy A	... 238	Frame Net House Lulea	... 101
Calisthenics	... 247	Frame Sand House Oslo	... 98
Casita Grasshopper	... 56	Frame Single Swing	... 99
Certificates	... 12	Frame Sliding House Uppsala	... 99
Chalk Board	... 195	Frame Sliding House Vantaa	... 99
Classic	... 126-145	Frame Swing Combi Alta	... 100
Climbing	... 220-233	Free Standing Slide, Box-Shaped	... 212
Climbing Arches Mountain Pass	... 229	Free Standing Slide, U-Shaped	... 212
Climbing Combi Ascent	... 225	Glossary	... 248-250
Climbing Combi Beetle Bridge	... 60	Gold Digger Sieve, Fixed	... 176
Climbing Combi Dragonfly	... 58	GrasArt	... 50-67
Climbing Combi Grass Spider	... 60	GrasArt Hammock	... 61
Climbing Combi Ledge	... 225	GrasArt Toddler's Swing	... 61
Climbing Combi Mountain Terrace	... 225	Grass Cabin Bumblebee	... 56
Climbing Combi Mountain Trail	... 229	Grass Cabin Ladybug	... 56
Climbing Combi Rock Tower	... 226	Grass Seat Worm	... 192
Climbing Combi Rock Wall	... 224	Gutter	... 176
Climbing Combi Scarab Beetle	... 57	Hammock, Robinia	... 184
Climbing Combi Small Ant	... 52	Heating oil consumption	... 11
Climbing Combi Stag Beetle	... 59	Height	... 22
Climbing Combi Steep Slope	... 226	Herlucos rope	... 13
Climbing Combi Summit	... 222	Hexagon Climbing Spider	... 228
Climbing Net Scarab Beetle	... 59	Hexolino	... 246
CO2 consumption	... 11	High pressure laminate (HPL)	... 13
Color concepts	... 14	Horizontal Bar, 100	... 224
Color system	... 15	Horizontal Bar, Double, 100-130	... 224
Combine Harvester A	... 239	Horizontal Bar, Triple, 100-130-180	... 224
Cooled slide	... 216-217	HPL Horse Slide	... 243
Cubic Seat	... 194	Imprint	... 252
Distribution Gutter	... 176	Inclusion criteria	... 18-19
Double Climbing Spider	... 228	Inclusion indicators	... 21
Double Swing Lucy, Robinia	... 185	Inclusion levels	... 20
Elephant A	... 242	Inclusion planning	... 16-17
Energy consumption	... 11	Kaleidoscope	... 195
Fall height	... 23	Kobito	... 108-125
Fire Truck A	... 238	Kobito Belly Swing	... 117
Fixed Crane	... 175	Kobito Bench	... 120
Flower Combi Lucy	... 186	Kobito Chalk Board	... 116
Flower House Lucy	... 186	Kobito Chime	... 116
Flying Dinosaur A	... 241	Kobito Illusion Mirror	... 116



<b>Keyword</b>	<b>Page</b>	<b>Keyword</b>	<b>Page</b>
Kobito Kogu	... 118	Mud Basin Triangular	... 177
Kobito Kuli	... 110	Mud Table Hexagon	... 175
Kobito Kumo	... 114	Mud Table Lucy	... 175
Kobito Mada	... 115	Mud Table Inclusion	... 175
Kobito Mado	... 114	Nest Swing Lucy, Robinia	... 185
Kobito Memory	... 116	Ninja Frame	... 106-107
Kobito Mino	... 118	Open Circle Seating	... 194
Kobito Mogu	... 119	Paddle Wheel	... 177
Kobito Nest Swing	... 117	Parasol A	... 202
Kobito Poco	... 119	Pavilion A	... 202
Kobito Rotary Disc	... 116	Pavilion B	... 202
Kobito Seating Group	... 120	Pavilion C	... 204
Kobito Single Swing	... 117	Pavilion D	... 205
Kobito Tama	... 115	Pavilion E	... 203
Kobito Toddler's Swing	... 117	Pavilion F	... 204
Kobito Yuka	... 115	Pavilion G	... 200
Leaf Nest Caterpillar	... 61	Pavilion H	... 203
Length	... 22	Pavilions	... 198-209
Liana Path	... 58	Philosophy	... 8
Liana Path, Small	... 58	Phone Box Horchi Duo	... 195
Lighthouse Arctic	... 160	Piranha A	... 242
Lighthouse Atlantic	... 160	Plastic consumption	... 11
Lighthouse Pacific	... 160	Play Combi Arthus	... 134
Linie M	... 247	Play Combi Bee	... 59
Lookout Stand	... 226	Play Combi Butterfly	... 57
Lucy	... 180-187	Play Combi Golden Girl	... 137
Magic Target	... 195	Play Combi Goldilocks	... 137
Maritime	... 154-165	Play Combi Jorinda	... 133
Materials	... 12	Play Combi Jorindel	... 133
Medium Mikado Heap	... 81	Play Combi Lucy, Robinia	... 182
Mikado	... 68-89	Play Combi Mother Hulda	... 135
Mikado Balance Beam	... 81	Play Combi Peter	... 133
Mikado Climbing Ropes	... 81	Play Combi Playhansl	... 132
Mikado Construction A	... 79	Play Combi Rapunzel	... 134
Mikado Construction B	... 78	Play Combi Robin	... 136
Mikado Pyramid A	... 79	Play Combi Rumpelstiltskin	... 136
Mikado Tower A	... 76	Play Earth A	... 243
Mikado Tower B	... 78	Play Houses	... 34-49
Mikado Tower C	... 76	Play Houses L 1	... 44
Mikado Tower D	... 77	Play Houses L 1 Grass	... 44
Mikado Tower E	... 76	Play Houses L 2	... 44
Mikado Tower F	... 78	Play Houses L 3	... 36
Mikado Tower G	... 77	Play Houses M 1	... 40
Mikado Tower H	... 72	Play Houses M 2	... 43
Mikado Volcano A	... 80	Play Houses S 1	... 40
Mini Nest Swing Lucy, Robinia	... 185	Play Houses S 1 Grass	... 41
Modular design - Classic	... 140-141	Play Houses S 2	... 43
Modular design - Mikado	... 84-85	Play Houses XL 1	... 41
Modular design - Pavilions	... 208	Play Houses XL 2	... 40
Modules - Classic	... 142-143	Play Houses XL 3	... 43
Modules - Mikado	... 86-87	Play Houses XL 4	... 41
Modules - Pavillons	... 209	Play Houses XS 1	... 42
Movement	... 247	Play Houses XS 1 Grass	... 42
Mud Basin Rounded	... 177	Play Hut Thumbelina	... 132



<b>Keyword</b>	<b>Page</b>	<b>Keyword</b>	<b>Page</b>
Play Raft	... 161	Special Slide Exit	... 215
Play Ship Bark	... 156	Spielbau catalog	... 251
Play Ship Cog	... 161	Spielbau process	... 6-7
Play Ship Galleon	... 162	Spielbau Slide, Box-Shaped	... 214
Play Ship Sailboat	... 162	Spielbau Slide, U-Shaped	... 214
Play Tower Cinderella	... 132	Spielbau Wave Slide	... 215
Play Tower Merlin	... 136	Splash Table	... 177
Play Tower Thrushbeard	... 128	Spring Riders	... 247
Play values	... 23	Square Tower Lucy, Robinia	... 184
Play Wall Sindbad	... 135	Stainless steel	... 13
Play world - Fun in the schoolyard	... 30-31	Stainless Steel Slides	... 210-219
Play world - Learn and discover	... 32-33	Star Bar, Triple, 100-130-180	... 224
Play world - Narrow, urban spaces	... 26-27	Steep Slide A	... 215
Play world - On safari	... 28-29	Stilt Seat, Large	... 192
Product table	... 22	Streaming Table	... 177
Protective area	... 23	Sun Roof Hexagon	... 206
Puzzle Pillar Habitats	... 196	Sunken Locomotive	... 239
Puzzle Pillar Meadow	... 196	Sustainability goals	... 10
Puzzle Pillar Professions	... 196	Swings	... 247
Road & Park Equipment	... 188-197	Table	... 193
Robinia wood	... 13	Telescope	... 195
Rope Bench	... 193	Theme worlds	... 234-245
Rope Cube	... 228	Toddler's Swing Lucy, Robinia	... 184
Rope Landscape Eagle Route	... 227	Toddler's Swing Lucy-Style	... 184
Rotary Crane	... 175	Tractor A	... 236
Safety Handle	... 215	Tree House Aladin	... 152
Sample playground - Classic	... 130-131	Tree House Bluebeard	... 152
Sample playground - Frame	... 96-97	Tree House Gepetto	... 151
Sample playground - GrasArt	... 54-55	Tree House Hotzenplotz	... 150
Sample playground - Kobito	... 112-113	Tree House Hotzenplotz, Robinia	... 150
Sample playground - Maritime	... 158-159	Tree House Mister Sandman	... 152
Sample playground - Mikado	... 74-75	Tree House Robbers Den	... 151
Sample playground - Play Houses	... 38-39	Tree House Robin	... 148
Sample playground - Sand & Water	... 170-171	Tree House Ronja	... 150
Sand & Water	... 166-179	Tree Houses	... 146-153
Sand Box With Board, 300x300	... 172	TryAngle	... 246
Sand Kitchen A	... 172	Tunnel Slide	... 215
Sand Kitchen B	... 172	Up & Higher	... 246
Sand Play A	... 173	Variations - GrasArt	... 64-65
Sand Play Big Ant	... 174	Variations - Mikado	... 88-89
Sand Play Color Palette	... 174	Water Chute	... 176
Sand Play Dromedar	... 168	Water Gate	... 177
Sand Water Play A	... 178	Water Play A	... 178
Sand Work A	... 173	Water Play B	... 178
Sand Work B	... 173	Water Pump Stalex	... 176
Seating Arrangement	... 194	Water Pump Stalex With Wheel	... 176
Ships Bow	... 161	Width	... 22
Sieve Table Sand Beetle	... 174	Wooden Log Bench A	... 190
Single Swing Lucy, Robinia	... 185	Wooden Log Bench A, VA	... 190
Slide Platform, 127x127	... 215	Wooden Log Bench B	... 192
Slide Platform, 90x90	... 215	Wooden Log Bench C	... 192
Small Mikado Heap	... 81	Y-Gutter, 150	... 176



## More to discover

Book #2, “Products,” introduced you to our popular design and play value lines in all their diversity. But our book series goes even further: in the supplementary editions, you will gain insights into our company history, discover brand-new developments, and experience the possibilities of customized special solutions — for even more design freedom in your projects.

Whether you want to learn more about our values, be inspired by fresh product ideas, or work with us to create extraordinary, tailor-made play spaces, our other books offer you the right depth of information. Keep browsing and discover the full spectrum of our ideas, expertise, and possibilities.



### #1 - company

This book chronicles our journey—from the initial ideas to the development of our own design studio to projects in over 22 countries. Get to know us and our values, and let yourself be inspired.



### #3 - fresh

We present our latest products, innovative designs, and exciting developments.

This book is for anyone who wants to stay one step ahead and is keen to incorporate fresh ideas into their projects.



### #4 - custom

We open the doors to our creative studio: individual special projects, tailor-made solutions, and unique designs take center stage here. Together with you, we develop spaces that perfectly match your vision — creative, distinctive, and tailored to the needs of your users. Pure inspiration for special projects.



Request  
catalogs

© 03/2026 spielbau GmbH  
Alte Weinberge 21 · D-14776 Brandenburg  
Phone.: +49 (0)3381 2614-0  
info@spielbau.de · www.spielbau.com

Managing directors: Fabian Lorenz, Mathias Grossmann  
Commercial Register HRB 10253  
Amtsgericht Potsdam-Stadt  
UStG: DE 812143832



[spielbau.com](https://spielbau.com)



# LARK

INDUSTRIES

playup workout

**Lark Industries**  
PO Box 524  
Templestowe VIC 3106  
[www.larkindustries.com.au](http://www.larkindustries.com.au)  
[info@larkindustries.com.au](mailto:info@larkindustries.com.au)  
1300 156 322



**LOCAL  
GOVERNMENT  
PROCUREMENT**  
APPROVED CONTRACTOR



**MAV**  
PROCUREMENT  
CERTIFIED SUPPLIER



Approved supplier



PRE-QUALIFIED SUPPLIER



VendorPanel



PARKS & LEISURE  
AUSTRALIA



We are a  
**Play**  
AUSTRALIA  
Member



**spielbau**  
Creating Dreams



Brandenburger  
Umweltsiegel



PEFC  
PEFC04-31-2027



GESICHTE  
NACHHALTIGKEIT  
PRÜFSIEGEL 2024  
Investition in die  
Zukunft



TUV  
SUD  
EN 1179



GEPRÜFTE KOMPETENZ  
BBSFH  
NACHHALTIGKEIT QUALITÄT