

INCLUSION ÖNİSİTANİ





Spiel-Bau GmbH
Alte Weinberge 21
D-14776 Brandenburg
(Germany)

Tel.: +49 (0)3381 2614-0
Fax: +49 (0)3381 2614-18
info@spiel-bau.de
www.spiel-bau.de

Managing director:
Fabian Lorenz

Handelsregister HRB 10253
Amtsgericht Potsdam-Stadt
UStG: DE 812143832

© 09/2024 Spiel-Bau GmbH

Playing together ... without boredom

Inclusion is a fundamental human right and firmly anchored in the German constitution.

With the adoption of the UN Convention on the Rights of Persons with Disabilities, Germany has committed itself to promoting inclusion in all areas of public life.

This topic is becoming increasingly important in playgrounds in particular. Since 2024, the inclusion of children with different abilities has also been part of standardization, as proposed by the new DIN/TS 18034-2.

However, inclusion means more than just setting up special equipment. We often encounter the idea, that a playground equipped with expensive ramps or special swings will automatically become inclusive.

However, this way of thinking misses the actual goal.

Inclusion means playing together, regardless of individual abilities. If children with disabilities are limited to certain equipment while the rest of the playground remains inaccessible to them, we are talking about exclusion rather than inclusion.

True inclusion in playgrounds means creating play spaces that are exciting and inviting for all children and encourage interaction between them.

Our aim with this guide is to show you how inclusion can be achieved in accordance with standards, utilizing our most popular play classics together with some additional elements.

Your Spiel-Bau Team

The inclusion DIN as a basis ... for a consistent understanding

In February 2024, DIN/TS 18034-2:2024 "Playgrounds and open spaces for play - Part 2: Matrix with evaluation scheme for inclusive play areas" was published. This new standard provides valuable support for the planning of inclusive play areas.

The main aim of the standard is to develop an evaluation matrix that allows playgrounds to be checked for various conditions and accessibility. This matrix summarizes the movement and play opportunities in several groups and determines one of three inclusion levels on a percentage basis.

As understanding and applying this matrix can be both complex and time-consuming, we have developed practical tools to make the process much easier for you:

- Our playground equipment is provided with icons that indicate which area of the matrix can be fulfilled
- Our playground plans already include indicators, which are based on the requirements of the matrix

These tools make implementing the new standard much easier and more effective - so that your playgrounds are inclusive and accessible right from the start.



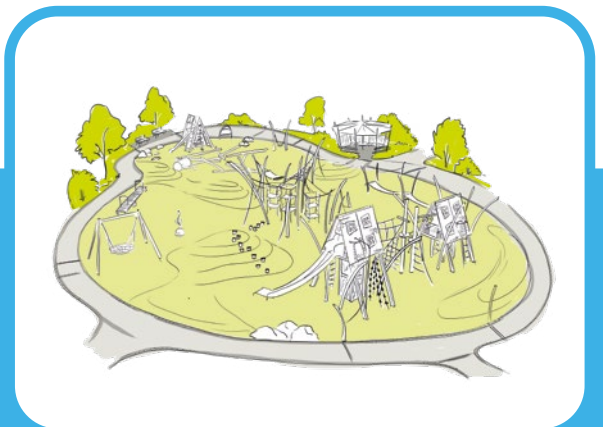

Reproduction of the illustration from DIN/TS

												0%	25%	50%	75%	100%	
B Vernetzung (zur Grundbedingung Spielstation gehörend)		Spielstation 1	Spielstation 2	Spielstation 3	0	0	0	0	0	0	0	0	0	0	0	0	
1	Zwei-Wege-Prinzip												0%	50%			
2	Zwei-Sinne-Prinzip												0%	50%			
3	Einbindung ins Leitssystem / Orientierungsmöglichkeit												0%	75%			
Grundbedingungen Spielstation	Nutzungsvielfalt der Stationen, Flächen und Bereiche	Spielstation 1	Spielstation 2	Spielstation 3									Summe	Soll	Summe	Soll	
	Art des Bodenbelags																
Anzahl und Nummer der Spielstationen																	
C Erreichbarkeit (vom Weg zum Spielangebot innerhalb der Spielstation)												STUFE 1	STUFE 2	STUFE 3			
1	2 Wege System												0%	50%	0%	70%	0%
2	2 Sinne Prinzip												0%	50%	0%	70%	0%
3	Einbindung ins Leitssystem												0%	50%	0%	70%	0%
nur wenn 1-3 x wenn erreichbar																	
4	selbständig benutzbar (Sinnes-Erfahbarkeit und Berolbarkeit)												0%	5%	0%	15%	0%
5	mit Hilfe benutzbar (Personen-Erfahbarkeit oder Berolbarkeit)												0%	30%	0%	40%	0%

The DIN matrix may seem complex...

UNSER TIPP


Spielhütten Gras III
Nr. 0002416




... but we can help you with the planning.

Inclusion is not a product ... but a multi-layered offer

Let's think of inclusion as something that is based on the
selection and connection of content and opportunities





A - ACCESS



B - CONNECTIVITY



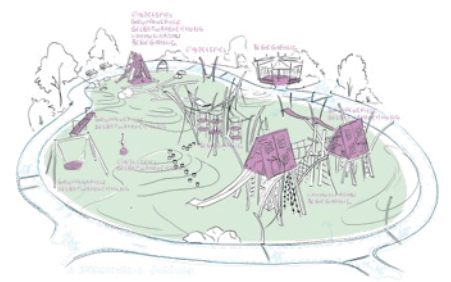
C - ACCESSIBILITY



D - SENSORY EXPERIENCE

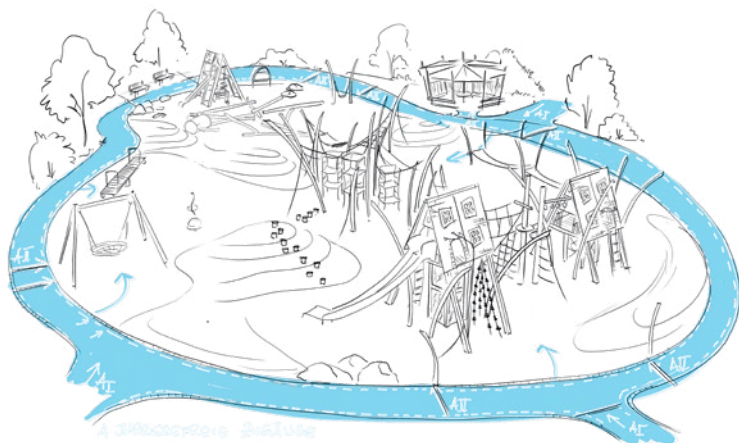


E - EXPERIENCE OF MOVEMENT



F - SOCIAL ASPECTS

Explanation of the criteria ... using a sample playground



Criterion A - Access

At least one access route is barrier-free. Attention fields indicate exciting play opportunities.



Criterion B - Connectivity

Criterion C - Accessibility

The individual play stations are accessible and connected to each other through a guiding system. Attention fields and connecting play offerings, such as balancing paths, are suitable as guiding systems. The two-way and two-senses principle for the accessibility of the play stations must also be taken into account during the planning.



The sum of all criteria in the matrix
... will result in the inclusion level



F - Social aspects

- Opportunities to come into contact with each other
- Options for communication, perception or opportunities for encounters are being examined



E - Experience of movement

- Evaluation of the playground range in relation to 3 movement experiences
- Including perception of speed, height and coordination

D - Sensory experiences

- Explicit differentiation between 7 sensory experiences
- Evaluation of play opportunities based on senses addressed
- Seasonal play opportunities must be taken into account



Inclusi



A - Access

- Access to the playground with the help of the two-way and two-senses principle
- Basic requirement when planning an inclusive playground

on level



B - Connectivity

- Access to the play stations in the play area
- Integration into the guidance system and accessibility with the help of the two-way and two-senses principle
- Basic requirement when planning an inclusive playground



C - Accessibility

- Barrier-free accessibility of the playground elements on site and to each other
- Differentiation between "independently usable" and "usable with assistance"
- Integration into the guidance system and accessibility with the help of the two-way and two-senses principle



How to reach the levels ... and what to look out for

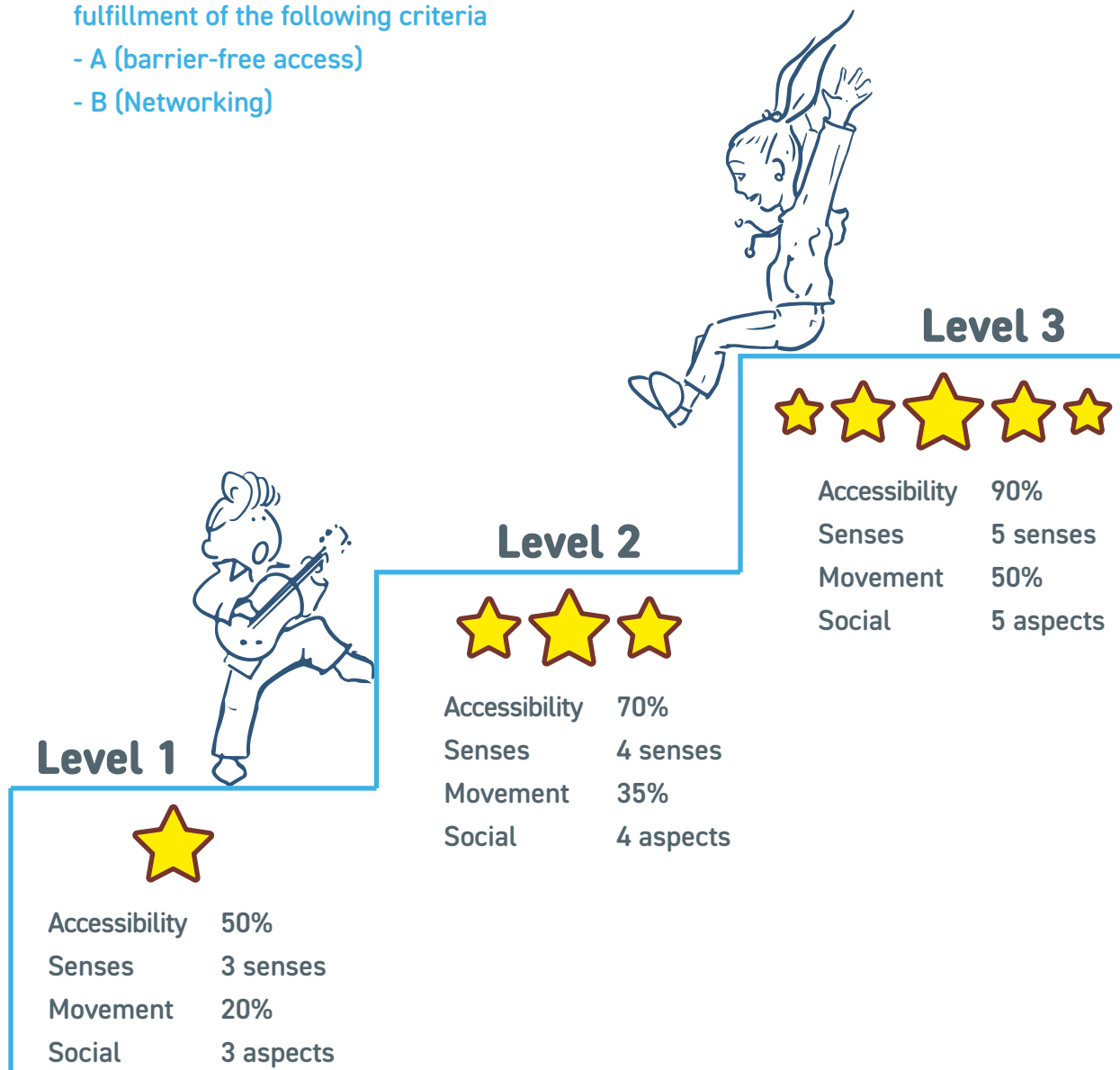
The more criteria are fulfilled in the respective categories, the higher the inclusion level achieved.

The highest level achieved in all categories counts as the inclusion rating of the playground.

A comprehensive range of sensory and movement experiences, social interaction and accessibility not only ensures long-lasting fun, but also promotes play for everyone.

Reaching the level requires fulfillment of the following criteria

- A (barrier-free access)
- B (Networking)

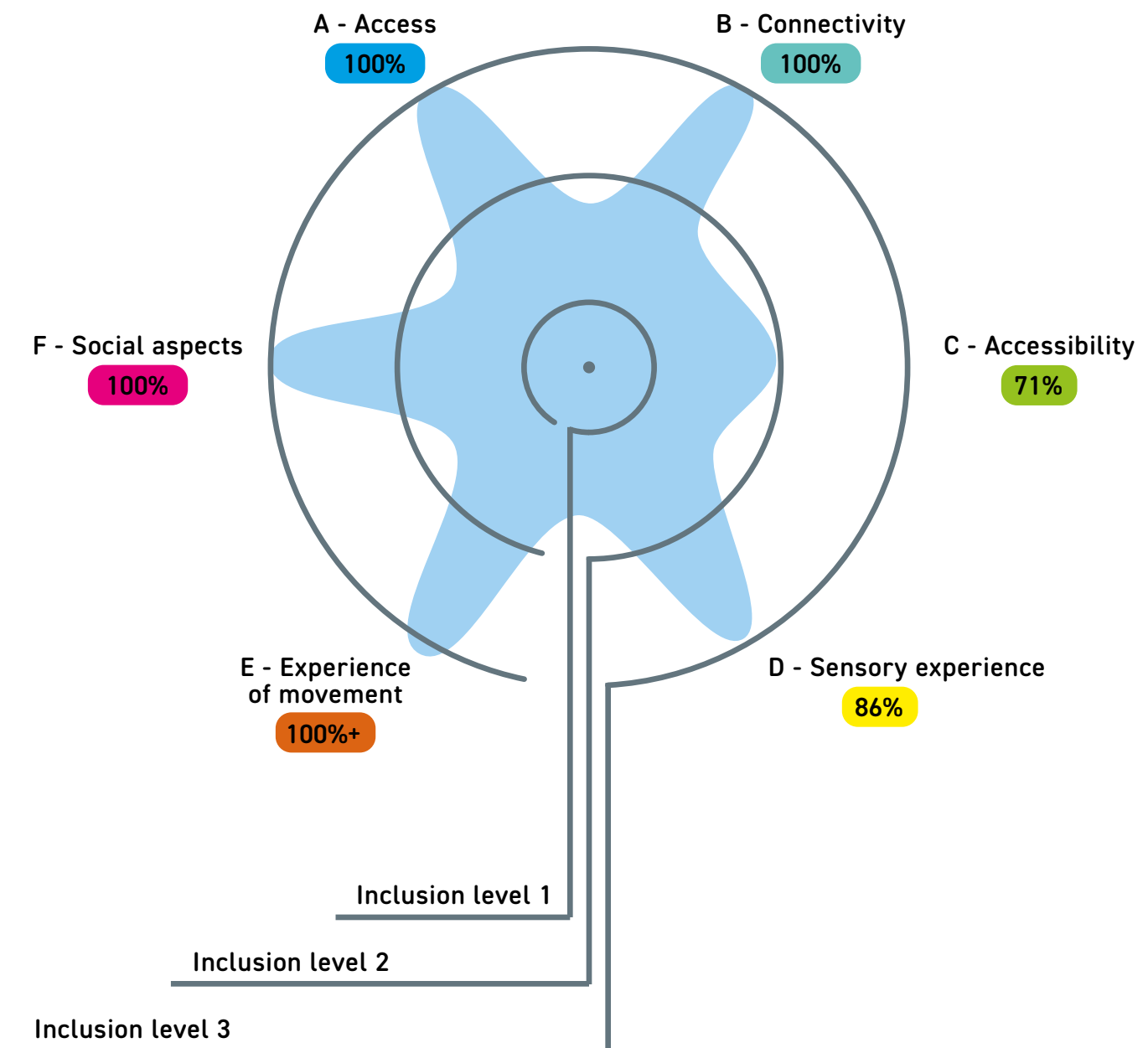




The inclusion barometer ... everything at a glance

Our inclusion barometer shows you at a glance how the 6 main criteria performed in the assessment and which inclusion level has been achieved.

Don't be put off by all the percentages, the important thing is the inclusion level.
The level that was achieved in all criteria applies.



Our inclusion icons

The following icons indicate the individual aspects that are examined in each criterion. The more you achieve, the higher the inclusion level.

A - ACCESS

Basic requirement for planning



Two-way principle



Two-senses principle

B - CONNECTIVITY OF THE PLAY AREAS

Basic requirement for planning



Two-way principle



Two-senses principle



Guidance system

C - ACCESSIBILITY FROM THE ROAD AND WITHIN THE PLAY AREAS



Two-way principle



Two-senses principle



Guidance system

If accessibility is given:



Independently usable



Usable with help

D - SENSORY EXPERIENCE



Hearing



Seeing



Touching



Feeling



Smelling



Tasting



Balance

E - EXPERIENCE OF MOVEMENT



Coordination



Speed



Height

F - SOCIAL ASPECTS



Communication



Self awareness



Group play



Single play



Meeting opportunities



Swings

- Promote both body coordination as well as balance and agility
- Train balance and coordination
- Help to reduce stress, have a calming effect and promote concentration
- Movements help to awaken the imagination and immerse you in fantasy worlds

OUR TIP


Nest swing
Nr. 0002417



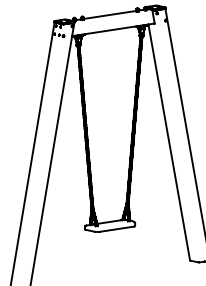
1



Other products:



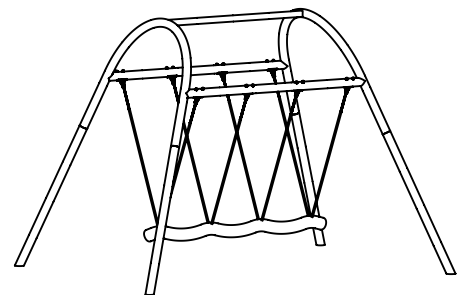
Nest swing "Kostnix^3"
Nr. 0002419



Swing gate "Kostnix"
Nr. 0002359



2



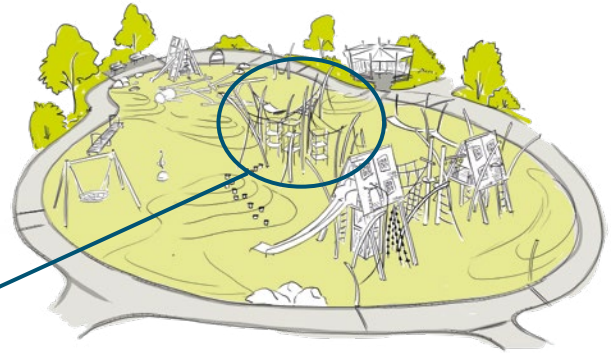
"Rope swing 1"
Nr. 0003646



¹ with rollable surface | ² with protected placement | ³ with balancing options up to the edge | ⁴ with speaking tube | ⁵ as a connector from the product to the edge | ⁶ colored windows

Balance

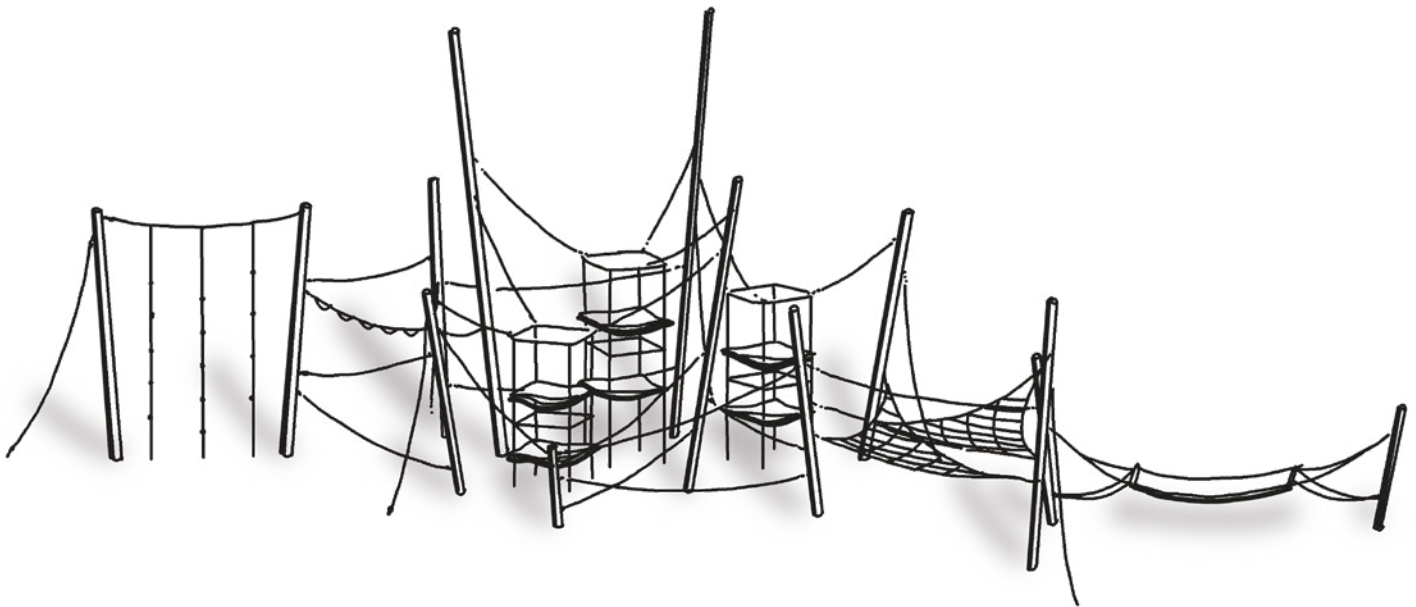
- Can be used as a guidance system to connect play areas with each other
- Train the balance system in the inner ear, helping to control, stimulate and strengthen balance and spatial awareness



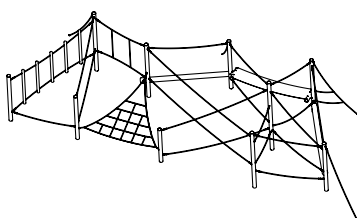
OUR TIP

Rope landscape "Espelkamp"

Nr. 0002412

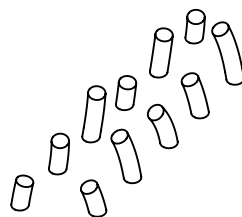


Other products:



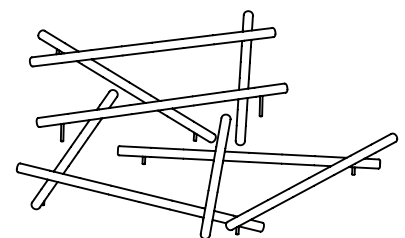
"Balance path, small"

Nr. 0002414



"Giraffes road"

Nr. 0002413



"Medium heap of logs"


Nr. 0002683



¹ with rollable surface | ² with protected placement | ³ with balancing options up to the edge | ⁴ with speaking tube | ⁵ as a connector from the product to the edge | ⁶ colored windows


Exercises - Balance

... practice makes perfect



Create options
for the hand

Stable
surface




Broad
treads



Low
options

easier

harder



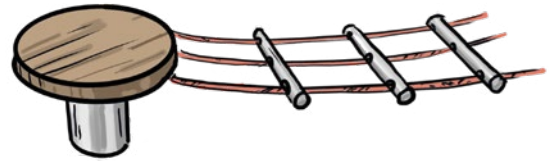
Turning



Wobble

Tilted steps

Unstable surface



Give way

Enlarge step lengths

Small treads



Higher and higher



easier

harder

Jumping and wobbling

- Promote body tension and train muscles throughout the body
- Train overall body coordination and sense of balance
- Effects can be intensified through momentum



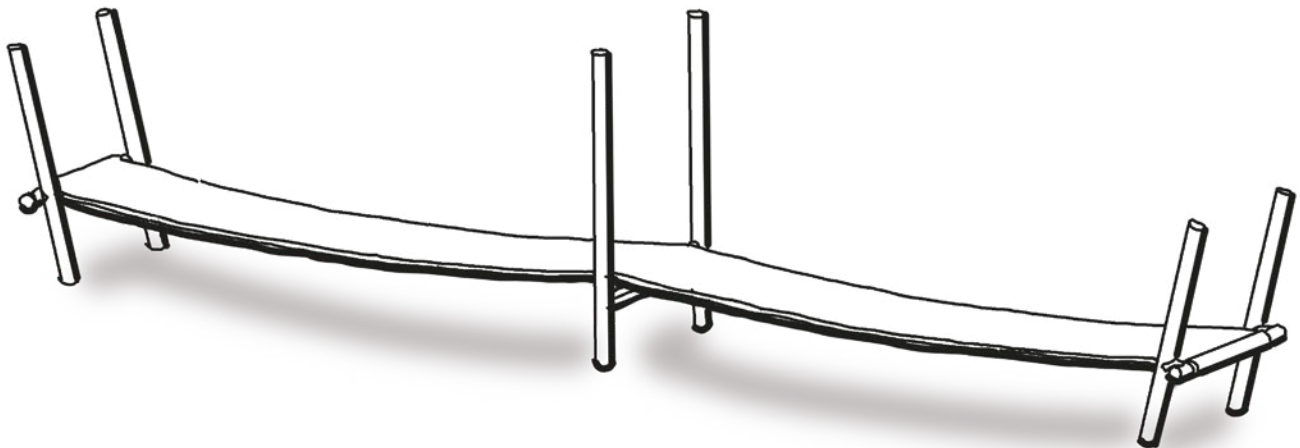
OUR TIP

"Flying belt strap"


Nr. 0002425



1




Other products:



"Spring platform"

Nr. 0002435



"Balance raft"

Nr. 0002645



1

2

¹ with rollable surface | ² with protected placement | ³ with balancing options up to the edge | ⁴ with speaking tube | ⁵ as a connector from the product to the edge | ⁶ colored windows

Spinning and rocking

- Promote a sense of balance
- The feeling of speed can be varied at their own pace
- Helps children to get to know their limits



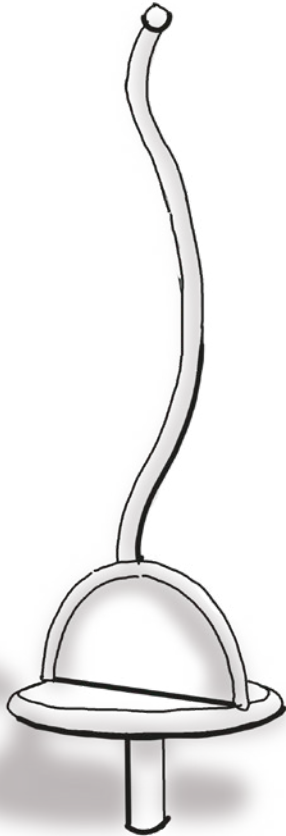
OUR TIP

Spinner "Fantasy III"


Nr. 0002820



2



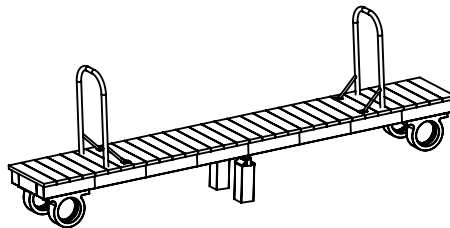
Other products:



"Chill time seesaw"
Nr. 0002426



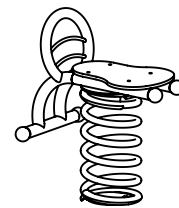
1



"Standing seesaw"
Nr. 0003659



1



Spring rider "Mimi"
Nr. 0002421



¹ with rollable surface | ² with protected placement | ³ with balancing options up to the edge | ⁴ with speaking tube | ⁵ as a connector from the product to the edge | ⁶ colored windows

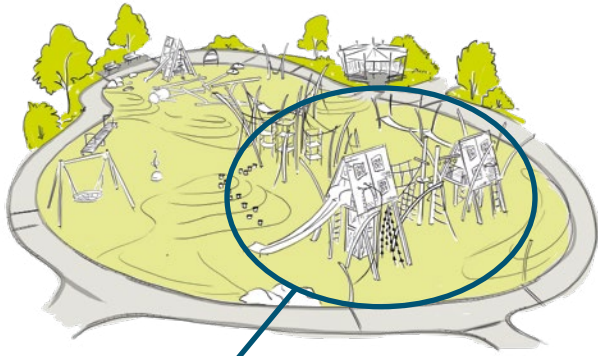


SPIEL-BAU



Our first barrier-free play area in Leipzig, 1997






Climbing

- Promotes decision-making skills and concentration
- Children experience height, spatial awareness and body awareness
- Supports the growth of self-confidence
- Cross-coordination and brain networking have positive effects on many areas


OUR TIP

"Play houses Grass 3"

Nr. 0002565




Other products:



"Frame block house"

Nr. 0002369



Play combination "Froschkoenig"


Nr. 0002403



¹ with rollable surface | ² with protected placement | ³ with balancing options up to the edge | ⁴ with speaking tube | ⁵ as a connector from the product to the edge | ⁶ colored windows

The classics

- Experience of speed and height increases self-confidence
- Coordination and spatial perception are particularly encouraged
- You can determine your own requirements




OUR TIP

"Star bar, triple"

Nr. 0002433




Other products:



"Cable slide"

Nr. 0002802



"Hammock"

Nr. 0002434




¹ with rollable surface | ² with protected placement | ³ with balancing options up to the edge | ⁴ with speaking tube | ⁵ as a connector from the product to the edge | ⁶ colored windows

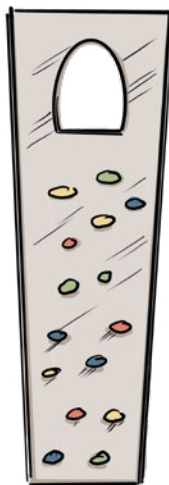
Exercises - Climbing & dangling ... Challenging in stages

Low heights

Solid surface



Flat angles



Shaky surfaces

Boulder routes

Reduce tread and grip options



Overhangs and obstacles

easier

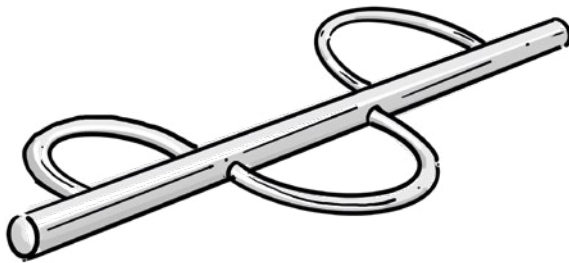
harder

Fixed handles



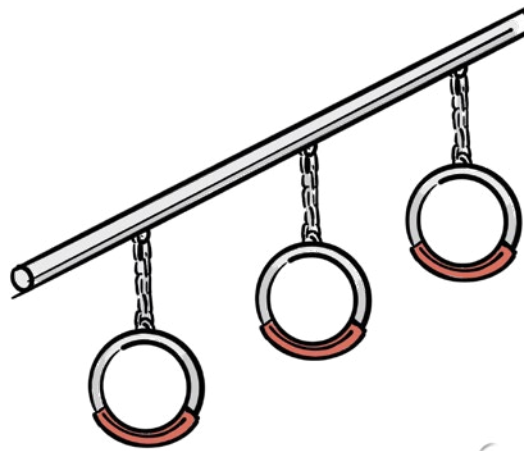
Short distances

Flat or downwards




Unstable handles

Longer distances



Extend routes

Climbing upwards



easier

harder

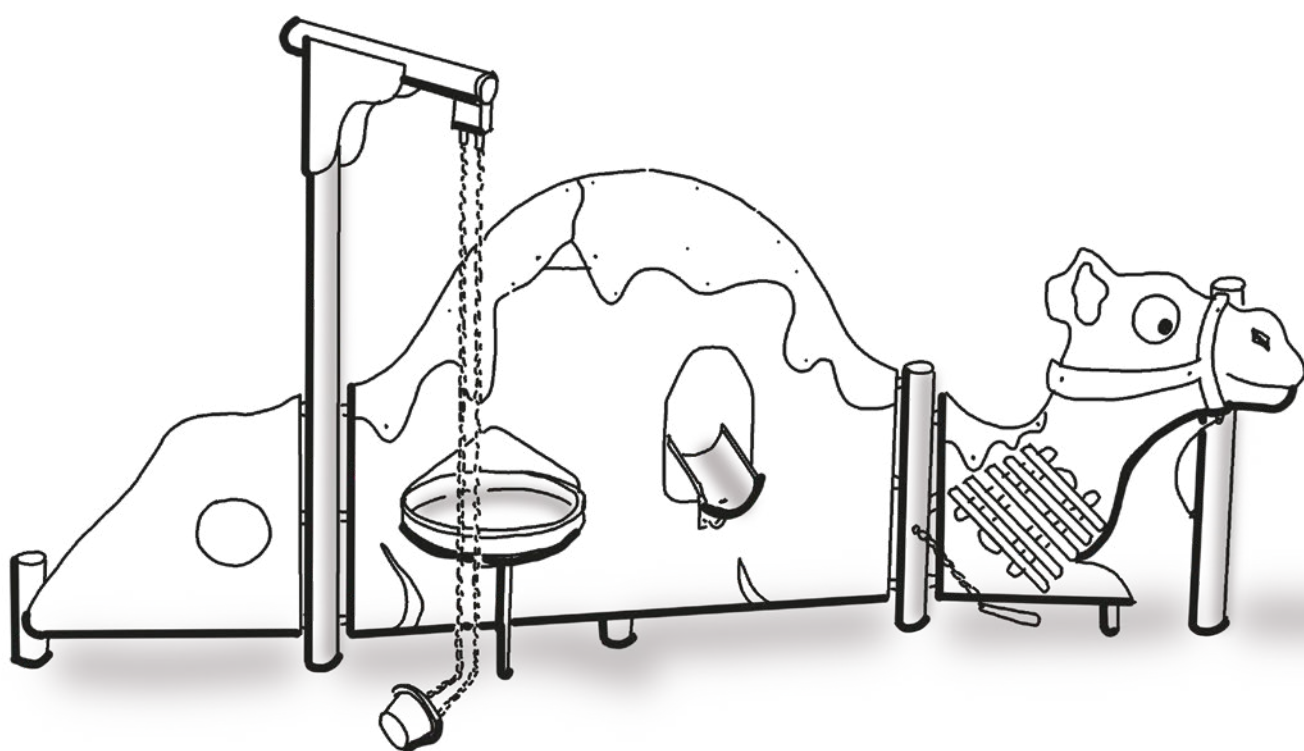
Sand play

- Sand can stimulate the senses thanks to its different shapes
- Enables free play, without rules and need for encouragement
- Promotes creative interaction with each other

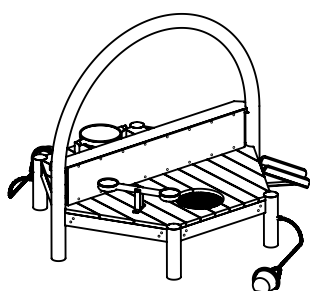
OUR TIP

"Sand play Dromedar"

Nr. 0002651

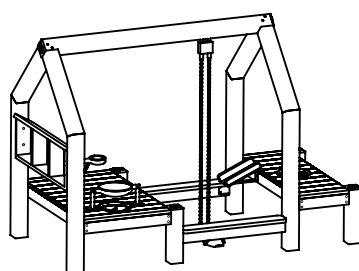


Other products:



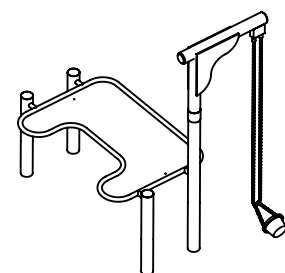
"Kobito sand kitchen Yuka"

Nr. 0002744



"Frame baking house"

Nr. 0002365



"Mud table Oberhausen"

Nr. 0002663



¹ with rollable surface | ² with protected placement | ³ with balancing options up to the edge | ⁴ with speaking tube | ⁵ as a connector from the product to the edge | ⁶ colored windows

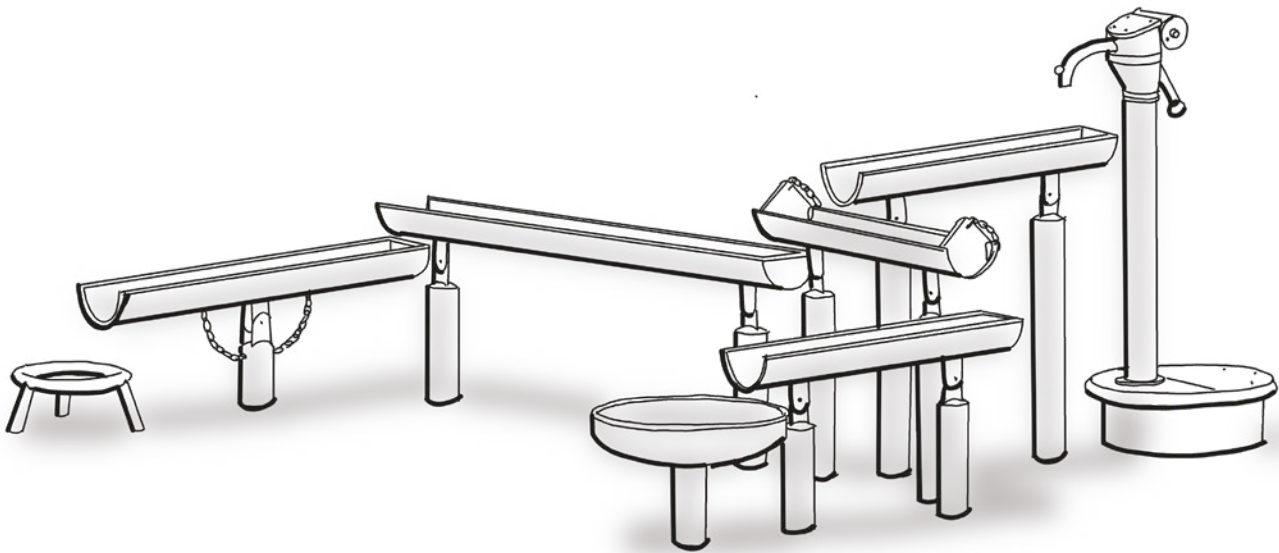
Water play

- Promotes gross and fine motor skills, as well as imagination, language and personality development
- Experiments increase risk assessment and self-awareness
- Trains the senses, gross and fine motor skills


OUR TIP

"Water play Leipzig II"

Nr. 0002389

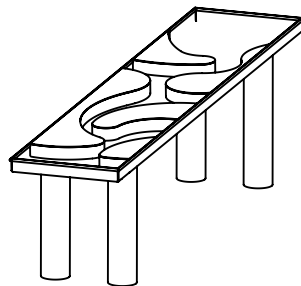


Other products:




"Water pump Stalex"

Nr. 0002390



"Streaming table"

Nr. 0003600



"Archimedean screw"

Nr. 0004044



¹ with rollable surface | ² with protected placement | ³ with balancing options up to the edge | ⁴ with speaking tube | ⁵ as a connector from the product to the edge | ⁶ colored windows


Role play

- Playground equipment that encourages imaginative play together
- Promotes communication skills, cooperation and positive self-assertion
- Strengthens awareness of self, the needs of others and boundaries
- Assumes constructive cooperation

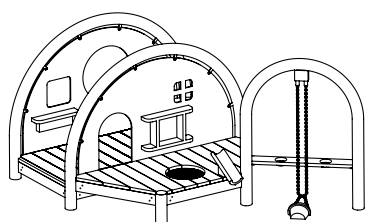
OUR TIP

"Play house Linda"

Nr. 0002379

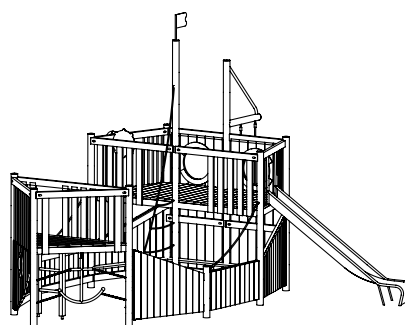


Other products:





"Kobito sand house Kumi"

Nr. 0002745



"Play ship Havel"

Nr. 0002636



"Merchant's store Daeumelinchen"

Nr. 0002396



¹ with rollable surface | ² with protected placement | ³ with balancing options up to the edge | ⁴ with speaking tube | ⁵ as a connector from the product to the edge | ⁶ colored windows



Additions for senses and social aspects

- Complementary equipment that supports various sensory developments
- Can be part of a play set, but can also be placed individually
- Promote sensory development by stimulating
- Social interactions can be facilitated through group play or shared use



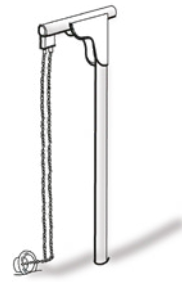
"Funnel Horchi"
speaking tube



Chime



Sensory shower



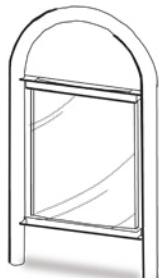
Sand crane



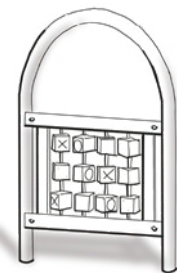
Water pump



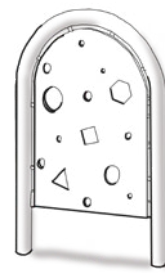
Rotary effect wheel



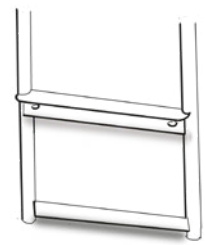
Illusion mirror




Memory



Material board



Merchant's store



Play shelf



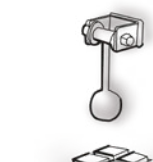
Colored windows



Steering wheel



Sand and water play



Levers and buttons



¹ with rollable surface | ² with protected placement | ³ with balancing options up to the edge | ⁴ with speaking tube | ⁵ as a connector from the product to the edge | ⁶ colored windows


Our all-rounders

- Playground equipment that serve many play values at the same time
- Offer places to meet but also places to retreat to
- Thematic designs create the basis for role play


OUR TIP

"Casita Brandenburg IV"

Nr. 0002406




Other products:



"Play ship Donau"

Nr. 0002637



"Play houses III"

Nr. 0002576



"Play combination Rapunzel"

Nr. 0002401



¹ with rollable surface | ² with protected placement | ³ with balancing options up to the edge | ⁴ with speaking tube | ⁵ as a connector from the product to the edge | ⁶ colored windows


Barrier-free products - Individualized



Berlin, Cunistrasse



Duesseldorf, Emil-Barth-Strasse



Berlin, Malmoeer Strasse




You can find further references to our inclusive projects at spiel-bau.de

Rollability

Concrete / paving / asphalt
Max. free fall height: 60cm



Wood (platform surfaces)
Max. free fall height: 100cm



EPDM
Max. free fall height: up to 300cm
(depending on manufacturer)



Wood chippings (e.g. Oecocolor)
Max. free fall height: 300cm


OUR TIP




Lawn
Max. free fall height: 150cm
(in Germany)




Top soil
Max. free fall height: 100cm



Fall protection sand (washed)
Max. free fall height: 300cm



Playing sand (silty parts)
Max. free fall height: 60/100cm
(after consultation with TÜV)



EASY

POSSIBLE

**NOT
POSSIBLE**



LARK

INDUSTRIES
playup workout

Lark Industries
PO Box 524
Templestowe VIC 3106
www.larkindustries.com.au
info@larkindustries.com.au
1300 156 322



**LOCAL
GOVERNMENT
PROCUREMENT**
APPROVED CONTRACTOR



VendorPanel



spielbau
Creating Dreams

